

Finish in a night!
NEW HOME GIFTS

£995
in prizes to
be won!*

*UK ONLY

FREE GIFT*

Margaret Sherry Xmas card
kit with 2 designs to stitch!

*Free gift available with print edition only



www.cross-stitching.com

Cross Stitch Crazy


For cross stitch
addicts just like
YOU!



Add some glam
A trio of luxe chandeliers



Make shapes!
Try this on-trend, geo abc



It's Peter Rabbit!

Recreate the charm of Beatrix Potter's classic tale




**Fall for pretty
autumn ideas**

**Treat kids on
Halloween!**



**Stitch good
luck wishes**



**Cool cactus
pincushions**



October 2016/
Issue 220 £4.99

**IMMEDIATE
MEDIA**



WE NEED YOU TO BAKE & BREW

Raise money for Macmillan at your very own Coffee Morning

Sell cake and coffee for the World's Biggest Coffee Morning this September. Whether you bake it or fake it, your help will make a difference to people facing cancer.

Sign up for your free kit at macmillan.org.uk/coffee



M&S

EST. 1884

The official partner of the World's Biggest Coffee Morning



WE ARE MACMILLAN. CANCER SUPPORT



Macmillan Cancer Support, registered charity in England and Wales (261017), Scotland (SC039907) and the Isle of Man (604).

Meet the team

Look out for these friendly faces inside *Crazy* – they're all mad about cross stitch, too!



Steph Maskery

Art Editor

This month...

"My niece will adore the Peter Rabbit illustration on page 10 – so sweet!"



Alison Maney

Production Assistant

This month...

"I'm loving the Halloween candy bags on page 58 – they're not just for kids!"



Fiona Baker

Technical Editor

This month...

"For a mini project, the succulent pin cushions on page 72 are just perfect"



Sarah Heys

Charting Editor

This month...

"The charming mother and deer pic on page 28 would make a fab gift"



Abi Barker

Charting Editor

This month...

"Who can resist stitching the gorgeous Kit Harington on page 27? Not me!"

Contact
crazy

www.facebook.com/crossstitchcrazy

www.twitter.com/crazy_magazine

www.cross-stitching.com

0117 314 8360 Fax 0117 934 9008

Cross Stitch Crazy

Immediate Media Company Bristol Ltd,
2nd Floor, Tower House, Fairfax Street,
Bristol BS1 3BN

Download our app!

Take *Crazy* with you wherever you go! Visit the app store on iTunes, Google Play, Amazon or Zinio to download our digital issues today.



Welcome...



As the nights draw in, why not illuminate your home with the dazzling chandelier stitches on page 44 – they're a great way to practice your beadwork. Know someone who is moving house? The 50 stichy ideas on page 16 go one better than fizz and flowers for a personal touch! We know you won't be able to resist a spot of swift stitching with our prickly cactus pincushions on page 72. Plus, we've included a nifty, on-trend abc chart on page 39 that's a breeze to complete.

Lastly, if you love the cute designs of Margaret Sherry, then you'll want to get started straightaway on your free gift of two adorable snowglobe cards! Needles and threads at the ready? Go crazy!

Chelle
x

...to October's issue of *Crazy*! With the chill in the air, it's the perfect time to hunker down with a fab new project! Wrap yourself up in Beatrix Potter's classic illustration of naughty Peter Rabbit on page 10. Then, for something quick and easy, try the pretty Rico leaf design on page 65.



SAVE WHEN YOU SUBSCRIBE to the digital edition

Download on the
App Store

GET IT ON
Google play

Available on
amazon apps kindle fire

zinio

**TURN TO
PAGE 32
TO FIND
OUT MORE**

After your one month trial your subscription will continue at £2.99 per month

Inside...

Your October issue of *Crazy*

EXCLUSIVE!



10



© Frederick Wame & Co., 1902, 2002



6



44



58

MustStitch

- 6 Your free gift!**
Two snowglobe cards from Margaret Sherry
- 10 Exclusive**
Beatrix Potter's classic Peter Rabbit illustration
- 16 50 gift ideas**
Celebrate a friend's move with gifts for a new home

- 27 Celeb stitch**
Winter is coming for our stichy Kit Harington!
- 28 Special**
A mother and baby deer share this autumn scene
- 34 Crazy for...**
...Archaeology!
- 39 One nighters**
Label everything using a hip geometric alphabet
- 44 Take your pick**
Shimmer and sparkle with these chandelier stitches

- 51 Simply 7**
Encourage someone special with a card!
- 58 Crazy kids**
Scary, cute stitches for kids' Halloween bags!
- 65 Stitch with**
Bring the autumn leaves in thanks to Rico Design
- 68 Challenge Lucie**
Stitch reader requests!
- 72 Mini Makes**
Prick a cactus back with succulent pincushions!

27



72



16



YOUR FREE GIFTS*

TWO SNOWGLOBE XMAS CARD KITS WITH EVERYTHING YOU NEED!

65



28



51



MustRead

- 8 Reader panel**
Get to know three readers!
- 22 Letters**
Sharing your latest finishes
- 37 Stitching large projects**
How to tackle a big one!
- 43 Stitch and chat**
Readers tell stitchoy stories

- 48 Cross Stitch Trends**
What's hot for stitchers!
- 55 Crazy's Angels**
Your questions untangled by our team of experts
- 59 Join us online**
Here's what to check out on the internet this month!
- 70 Track it down**
Sherlock Anne finds the kits and charts you need

- 78 Guidelines**
Your essential How To info
- 82 Just for fun**
Take our new quiz!

MustWin

- 64 Enter to win**
£978 of prizes to be won
- 77 Teabreak**
Fun puzzles to solve!

MustBuy

- 14 Must haves**
Fab goodies to buy now!
- 34 Subscribe to Crazy**
...to get five issues for £5!
- 50 Back issues**
Complete your collection
- 80 Next month**
Coming up in issue 221

£978
OF PRIZES TO BE WON!

64



FreeGift

Your free gift!

Margaret Sherry snowglobe cards!

*Send snowy cards to
friends and family for
a bit of winter cheer!*



**GIFT
AVAILABLE**
with print edition
of issue 220 only
CALL ☎ 0844 844
0385 TO BUY!

Celebrate the best of winter by sending these adorable snowglobe friends to someone dear to your heart!

These cards remind us of taking a chilly winter stroll through a cascade of falling snowflakes! The two cheerful salutations are a joyful celebration of all the best parts of winter – Christmas, evergreen trees and, of course, snow! Created by the marvelous Margaret Sherry, this duo of wintertime friends require whole stitches, half stitch, backstitch, French knots and a few fractionals – perfect for a new stitcher who's up for a challenge! It's the ideal way to show your loved ones how well you've honed your stitchy technique. The kit has everything you need to stitch these cute cards, or you can get creative and turn the charts into Christmas ornaments by gluing them on to a hard backing. However you decide to use these gorgeous scenes, these cold weather creatures will make a wonderful gift for a friend or relative. So give one to someone you want to snuggle up with this winter and get into the festive spirit! ●

Margaret Sherry

✦ Cross stitch in two strands

	DMC	Anchor	Madeira	Colour
○	blanc	2	2402	white
*	162	9159	1101	light blue
♥	321	9046	510	dark red
■	666	46	210	red
⋈	712	926	2101	cream
☀	726	295	109	yellow
§	910	228	1302	dark green
▽	912	209	1213	green
N	975	355	2303	brown

✦ Half cross stitch in two strands

☾	798	131	912	blue
---	-----	-----	-----	------

✦ Backstitch in one strand

—	3799	236	1713	grey
---	------	-----	------	------

✦ French knots in two strands



●	3799	236	1713	grey
---	------	-----	------	------

✦ Contains fractionals

Stitch count 42 (h) x 43 (w)

Design area on 14-count fabric 7.5x8cm (3x3in)

Stitched by Fiona McIvor



Over to you...

These stitchers are this month's reader panel stars, so keep an eye out for their comments throughout the issue!



Alison Manifold
Buckinghamshire

How would you describe your stitching style?

I have a very eclectic taste when it comes to the things I stitch. When looking at my

stash, there's no rhyme or reason!

How cross stitch crazy are you?

I have more stash than I could possibly use in my lifetime, so I would say I'm extremely cross stitch crazy! I think you have to be, though – and thank goodness for the wonderful *Crazy* community online!

Who is your favourite character to stitch?

I love stitching historical pieces as I've always been a fan of historical dress. The Celtic ladies are definitely on my 'next' list!

When I'm not stitching, you'll find me...

Mostly knitting, crocheting, cooking or singing. I'm an opera singer, so I need hobbies to keep my head above water!



Suzanne Wright
Worcestershire

Which cross stitch designer would be your dream dinner party guest?

Definitely Durene Jones – her charts

are always so kooky and different, so I bet she's a lot of fun.

Who taught you to cross stitch, and how long ago did you start stitching?

My grandmother taught me and my twin sister to knit and cross stitch. My sister has taken up knitting and I love my stitching, so grandma's very happy!

What occasion gets your needle twitching?

I'm really excited about making cards and decorations for Christmas this year, as I've been stockpiling charts!

Which project are you most proud of?

The hummingbird stitch that I've just finished from issue 207. I intend to give it to my grandmother when it's framed.



Sophie Jessup
Essex

Who do you most enjoy stitching for?

I most like stitching for new parents, as the designs are usually very eye-catching!

How would you describe your stitching style?

My stitching style tends to be all or nothing! I give it everything and all my time until

I've completed a project. Then I won't pick anything up for a couple of weeks!

Which cross stitch designer would be your dream dinner party guest?

Michael Powell – his art is fantastic and looks great in cross stitch. It's so bright and colourful! I'd like to hear about his travels and what inspired his fantastic designs.

How did you start stitching?

I first learnt to stitch to win a bet, as my then boyfriend said I never stuck to anything!

We want to hear from you...

If you'd like to feature in *Crazy*, email crazyreaderpanel@cross-stitching.com or send a letter marked 'Reader panel' to the address on the right. We'll need your name, email address and a photo of yourself – if you're featured you'll receive a mystery stitchy prize!

CrossStitch crazy

EDITOR Yvette Streeker
yvette@cross-stitching.com
ART EDITOR Stephanie Maskery
PRODUCTION ASSISTANT Alison Maney
TECHNICAL EDITOR Fiona Baker
CHARTING EDITOR Sarah Heys
CHARTING EDITOR Abigail Barker
PHOTOGRAPHY Steve Sayers
MODEL www.gettyimages.co.uk
CONTRIBUTORS Poppy Benner, Susan Bates, Amanda Butler, Jenny Barton, Emma Congdon, Rico Design, Maria Diaz, Helen Dorritt, Lucie Heaton, Diane Hollands, Durene Jones, Sarah Malone, Carol McCormick, Cheryl McKinnon, Heather Nugent, M Sherry (Penguin Random House), Lesley Teare, Shannon Wasilieff, Rosee Woodland
GROUP ADVERTISEMENT SALES MANAGER Penny Stokes

SENIOR BRAND SALES EXECUTIVE
Justine Hall ☎ 0117 300 8154
justine.hall@immediate.co.uk
JUNIOR DIRECT MARKETING EXECUTIVE
Joe Jones

DIRECT MARKETING ASSISTANT
Emma Jolliffe
PRODUCTION DIRECTOR Sarah Powell
PRODUCTION MANAGERS
Emma McGuinness, Siân Rodgers

BUYING TEAM
Paul Torre, Corinne Mellerup, Karen Flannigan

PUBLISHING DIRECTOR Cath Potter
CHAIRMAN Stephen Alexander
DEPUTY CHAIRMAN Peter Phippen

CEO Tom Bureau
MANAGING DIRECTOR Andy Marshall
HEAD OF LICENSING & SYNDICATION
Joanna Marshall

DISTRIBUTION

Dovetail Services

PRINTED IN ENGLAND BY

William Gibbons

REPROGRAPHICS

Tony Hunt, Chris Sutch, Rob Fletcher

For all UK subscription orders enquiries, back issue and binder sales, please call ☎ 0844 844 0385 or email crossstitchcrazy@servicehelpline.co.uk

To subscribe online, log on to www.buysubscriptions.com/crazy
For overseas subscriptions, please call ☎ +44 (0)1795 414 676 or email crossstitchcrazy@servicehelpline.co.uk

Annual subscription rate for 13 issues:
UK £47.69, ROI £54, Europe £54, rest of the world £69.

We are happy for you to photocopy our charts as long as it is for personal use only. No part of the magazine may be resold without permission. You can photocopy subscription, mail order coupons and competition entry forms (one per reader please).

Cross Stitch Crazy is published by:

**IMMEDIATE
MEDIA**^{CS}

Immediate Media Company Bristol Ltd,
2nd Floor, Tower House, Fairfax Street,
Bristol BS1 3BN. Tel: 0117 927 9009

abc 16,960 combined print and digital total (1st January to 31st December 2014)
www.abc.org.uk

Immediate Media Company Bristol Ltd is dedicated to producing the very best consumer specialist interest magazines, edited and designed to inform our readers, enhance their lives and give them the best value for money possible. Please visit www.immediate.co.uk for details of our other publications. We take great care to ensure all elements of *Cross Stitch Crazy* are accurate. However, we accept no liability for any misprints or mistakes that appear in this magazine. All prices quoted are correct at the time of going to print.
© Immediate Media Company Bristol Ltd

Immediate Media Company Bristol Ltd is working to ensure that all of its paper is sourced from well-managed forests. This magazine can be recycled, for use in newspapers and packaging. Please remove any gifts, samples or wrapping and dispose of it at your local collection point.





ZWEIGART®

THE needlework fabric

Candy & Sweets



- Festival (Animals) Chart Book No. 288
- Candy & Sweets Chart Book No. 289
- Alphabets Chart Book No. 290

For stockists contact:

Sewandso | www.sewandso.co.uk
 Willow Fabrics | www.willowfabrics.com
 Heritage Crafts | Tel: 01889 575 256

www.zweigart.com



www.goldleafneedlework.co.uk



Stitch our Highland Family!



Highland Family - Summer
Kit £18 Chart £6.50



Highland Family - Spring
Kit £18 Chart £6.50

Visit us for a great range of Cross Stitch Kits,
Blackwork, Fabric Flair Aida, Threads and Accessories!

New from DMC - The Fabulous Forest



BK1682 Munchtime
£15 (RRP £20.99)



Bookmark Kits
£7 each (RRP £9.49)



BK1681 Best Buddies
£15 (RRP £20.99)

For our latest mail order catalogue please send A5 SAE to
12, Worcester Road, Hull, HU5 5XE or order on 01482 571120



See our Website

@ ~ www.goldworkembroidery.com
or ~ www.goldworkkits.co.uk



Home Embroidery Kits Canvas Work Kits Leather Threads Shipping Information Blog Reviews Contact

Goldwork Kits by Carolyn

"Tiles"-combined Canvaswork & Goldwork materials


for Box Tops, Book Covers or Wall Hagings (single or together)

£21.95 each (plus £3.00 p&p) or Two Tiles for £41.95 (incl.p&p)

Stitched Area of Tiles: Approx. 12 x 12cm.

TOLEDO - Bronze

SEVILLE - Silver



Stitched on unique Bronze dyed canvas (18 count) using a range of rich bronze, copper and warm ginger threads in stranded cotton, perle and space dyed threads, which shade to deep yellow, the Tile shows a Spanish influence, and includes padded bronze leather and bronze metallic threads in the Kit.

Kits contain detailed instructions and all the materials, threads and needles required. For details of our other kits and our full range of Leather, Telephone 0121 705 3031.

Pay by card or cheque to: "Carolyn Gayton",

9 Ryefield Close,
Solihull, West Midlands, B91 1PP

Delivery:

Same Day Despatch

Seville Silver is stitched on unique silver dyed canvas (18 count) and uses beautiful blue, green and deep turquoise threads in stranded cotton, perle, and space dyed threads which include just a hint of purple. With the inclusion of padded silver leather and metallic silver threads its design again reflects Spanish ceramic tile design.

*More Threads!
More Kits!
More Fun!*



We Sell Leather Pieces

Rabbit tales

Beatrix Potter's classic children's story of Peter Rabbit comes alive in this delightfully timeless chart!

Exclusive to *Crazy!*

Peter Rabbit and his three better-behaved siblings lend an ear to their wise mother's important lesson in this stitzy masterpiece, a recreation of one of Beatrix Potter's most recognisable iconic illustrations from Penguin Random House. Though we know naughty Peter won't listen to his mum, he still looks absolutely darling in his trademark blue jacket! This chart is for fairly advanced stitchers, and includes whole stitches, fractionals, backstitch

Need to know

Stitch Time

30 hours (approx)

Stitch Types

Whole cross stitch, fractionals, half cross stitch, backstitch

and half stitches. Make this piece for a little one in your life, or relive the simple joy of this children's story by putting Peter Rabbit on your own wall! ●

ShoppingList...

Threads - Stranded cotton as listed in the key

Needle - Size 24 tapestry needle

Fabric - Zweigart 14-count white aida measuring 30x30cm (12x12in). Call ☎ 0800 013 0150 or visit www.sewandso.co.uk to buy

Extras - Canvas measuring 25x20cm (10x8in) and easel stand from local stores

Surprise your little one with a timeless Peter Rabbit stitch!





ReaderSays...



I had cheerful Beatrix Potter wallpaper in my room as a child in the 1980s, so this piece would be

very nostalgic for me and a joy to stitch, I'm sure! I love reliving childhood favourites via *Crazy*.

Sophie Jessup, Essex

Peter Rabbit

✦ Cross stitch in two strands

	DMC	Anchor	Madeira
∩	blanc	2	2402
☾	334	977	1004
☼	351	10	214
♡	352	9	303
▣	435	1046	2010
N	436	1045	2011
3	437	362	2012
?	676	891	2208
x	677	886	2207
s	712	926	2101
↗	729	890	2209
b	739	366	2014
*	762	234	1804
A	818	23	502
P	3325	129	907
⊠	3755	140	1013
■	3799	236	1713
t	3841	9159	1001

✦ Half cross stitch in two strands

Q	3046	887	2206
I	3047	852	2205

✦ Backstitch in one strand

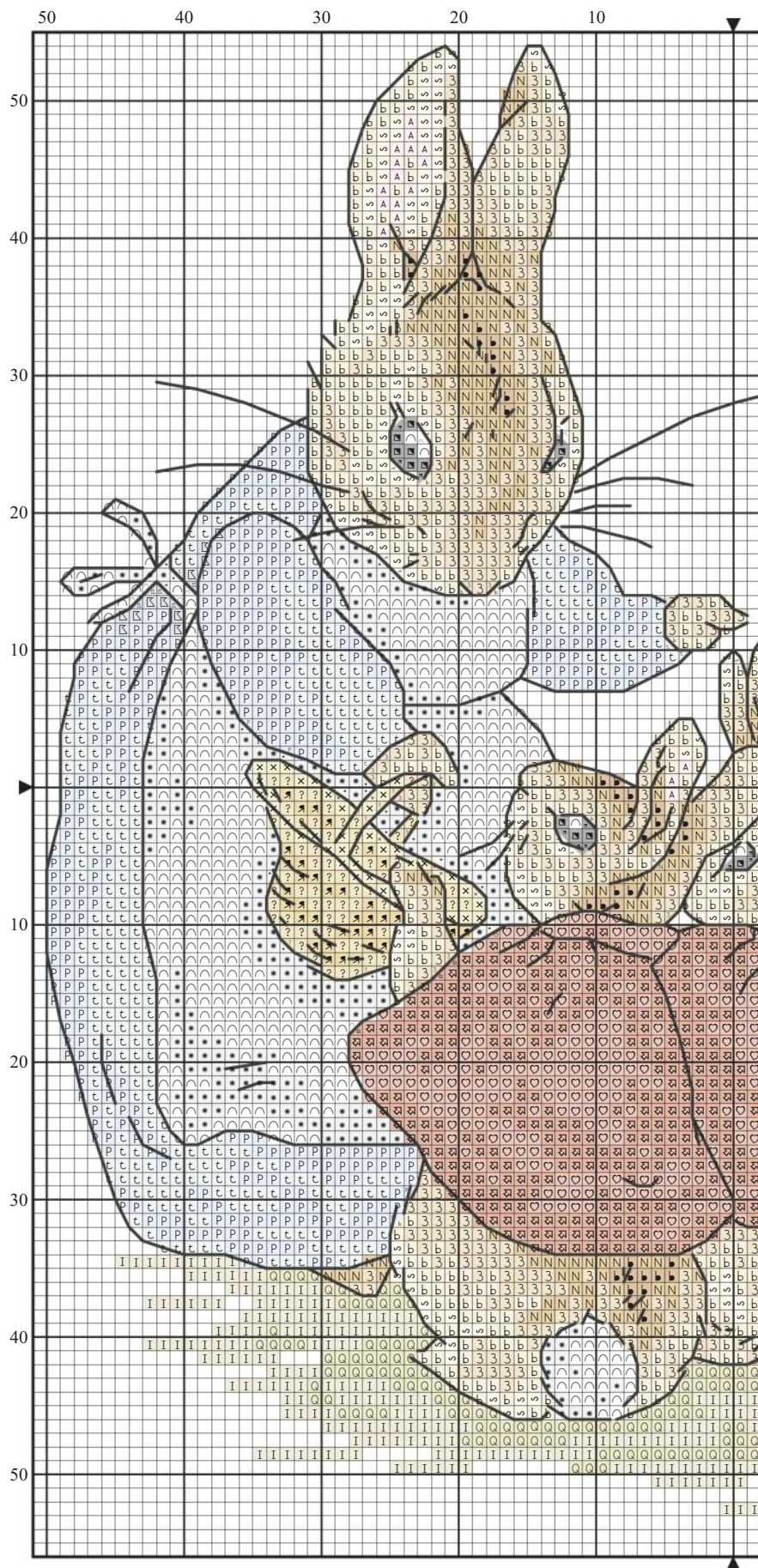
—	3799	236	1713
---	------	-----	------


✦ Contains fractionals

Stitch count 109 (h) x 100 (w)

Design area on 14-count fabric
20x18cm (7¾x7¼in)

Stitched by Sandra Doolan





There's More

Can't get enough of Beatrix Potter? Then we've got the perfect products to help satisfy your Peter Rabbit obsession! They're equally perfect for your home or as adorable gifts.



▲ Peter Rabbit 150 Years Commemorative Plate, £65, www.wedgewood.co.uk



▲ The Tale of Kitty-in-Boots by Beatrix Potter, £12.99, www.penguin.co.uk



◀ Mothercare's 150th anniversary range of Peter Rabbit-themed clothing, bedding, toys and gifts, www.mothercare.com

Crazy tip

Oversew fabric edges by hand or machine to prevent fraying as you stitch!

Animal magnetism

Cart your WIP around in style with this trendy craft bag covered in colourful animals and plants! With an easy zip function and loads of storage space, it's functional as well as fashionable! The Woodland Craft bag is 35x39x13cm (13³/₄x15¹/₄x5in) and costs £18.

To buy, visit www.hobbycraft.co.uk or call ☎ 0330 026 1400



Simply beautiful

The abstract triangles in these charts transform into mountains with the addition of tiny, recognisable details. Stitch individually, or adorn your wall with all three! This trio of Minimal Mountains is available online from TreefortFiveShop on Etsy and measure 7.62x7.62cm (3x3in) each, costing approximately £7 as a set or £2.82 individually.

Visit www.treefortfiveshop.etsy.com to buy



This month's Must-haves

This month, Alison has been searching for fab autumn treats just for you – here's what she found!



Burn out

Ready for a fiery new alternative to plain, ordinary embroidery hoops? A bona-fide stitcher herself, Bonnie Brown of Etsy website BonnieStitchesShop burns simple patterns into wooden hoops, giving your stitches that extra bit of oomph! She creates an extensive variety of dainty designs, including petite lorries, sweet bows, delicate daisies, tiny arrows, adorable chevron dots and more! The hoops are made to order, can be any size and cost upwards of £3.

To buy, visit www.bonniestitchesshop.etsy.com



Marilyn Monroe

Everyone's favourite movie star looks stunning in this gentle colour portrait! The star looks almost alive as the wind tosses her loose blonde hair and her trademark red lips begin to smile. Available as both a kit and a chart, the Marilyn Monroe Colour Portrait measures 27x32cm (10x12¹/₂in) on 14-count aida or, alternatively, 24x28cm (9³/₄x10³/₄in) on 16-count, and is priced at £5.25 for a downloadable chart, £7.25 for a chart sent by post and from £38-£41 for a full kit.

To buy, visit www.celticrosneedlecraft.com or call ☎ 01246 281 663

CRAZY
LOVES!

HUGS
NOT
DRUGS



Make 'em laugh

Genevieve Brading of Floss & Mischief's clever new book of charts, *I Got 99 Problems but a Stitch Ain't One*, holds a stack of witty sayings with a helping of attitude! Warning: this book contains swear words, so reader discretion is advised. The book costs £6.99 for the Kindle edition or £10 if you splurge on the hardcover.

Visit www.amazon.co.uk to preorder your copy

3 OF THE BEST... SEWING BOXES



DOTTED AROUND

We love how bright and fun the Large Sewing Box in Polka Dot is! The box costs £30 at Hobbycraft and measures 31x23.5x20cm (12½x9½x7¾in).

Visit www.hobbycraft.com or call ☎ 0330 026 1400 to buy

Kitten comfort

Calling all Crazy cat ladies! Peter Underhill's new Cats Rule! kit is just for you. This time, Peter's Crazy Cat Lady is in bed enjoying the company of her many feline friends. Some are sweetly sleeping, but others are being quite naughty! The kit measures 22x30cm (8¾x11¾in) and costs £29.99 when you buy from Heritage Crafts. It's the perfect gift for a cat lover with a great sense of humour!

Visit www.hcrafts.com or call ☎ 01889 575 256 to buy



KEEP IT CLASSY

For hardcore stitchers, this deluxe thread box comes with 465 DMC cottons. The DMC Wooden Collector's Box measures 46x36x23cm (18x14x9in), costing £375.

Visit www.sewandso.co.uk or call ☎ 0800 013 0150 to buy



Glamorous sorceress

Halloween fun isn't just for the kids! Celebrate the magic of All Hallows' Eve by stitching one of these alluring witches by Nora Corbett. These ladies know how to work a pointy hat and some couture witches' garb – brewing potions and riding brooms never looked so good! The charts costs £10.76 and are of various heights and widths. Our favourites (pictured here from left to right) are Zenia, measuring 18.5x26cm (7¼x10¼in), Eva, measuring 25x18.5cm (9¾x 7¼in) and Minerva, measuring 20.5x26.5cm (8x10½in).

To buy, visit www.sewandso.co.uk or call ☎ 0800 013 0150



FAB AND FLORAL

Love elegant supplies? You'll adore this lavish Prym Roses Print Medium Sewing Case! The case measures 16x17x28cm (6¼x6½x11in) and costs £60.99.

Visit www.minervacrafts.com or call ☎ 01254 708 068 to buy

50 New home Gift ideas



These designs can make anyone feel at home in a new place! Stitch a cheerful chart to celebrate your friend's abode
Designed by Susanne Bates

Turn any new house into a home with these simple and sweet designs! The cheery pinks and oranges will banish all moving blues instantaneously. Done in whole stitches only, but using backstitch and French knots, these quick projects are perfect for advanced beginners. You can stitch these cute motifs in a jiffy, taking only 2-5 hours each. In other words, it's never too late to make a present for a friend's new pad! ●

Need to know

Stitch Time

2-5 hours each

Stitch Types

Whole cross stitch, fractionals, backstitch, French knots

Shopping List...

Threads - Stranded cotton as listed in the key

Needle - Size 24 & 26 tapestry needle

Fabric - Zweigart 14-count white aida measuring a maximum of 15x15cm (6x6in) for most designs. 16-count 3in-wide white aida band your desired length for the tea towel. 28-count white evenweave measuring 15x15cm (6x6in) for the padded heart hanging.
To buy, visit www.sewandso.co.uk or call ☎ 0800 013 0150

Extras - Scalloped-edge square card from The Works. Aperture card (AP10U) in pale pink (178) from www.craftcreations.com or call ☎ 01992 781900. 3in embroidery hoop from Craft Department.
To buy, go to www.thecraftdepartment.com or call ☎ 01539 823 199





Add a border in a complimentary colour!



Useful stichy gifts like this keyring are sure-fire hits!

1



2 Send some stitches as a card if you can't be there to see the new home in person!

3



4

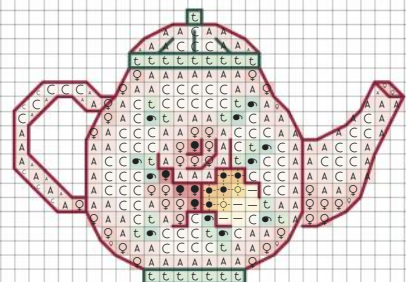


New home

✦ Cross stitch in two strands

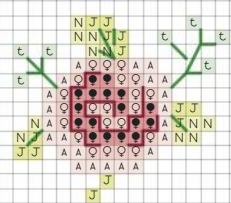
	DMC	Anchor	Madeira
∩	blanc	2	2402
N	165	278	1414
Q	168	1096	1708
Q	169	1040	1707
■	413	236	1713
●	601	63	703
●	741	304	202
○	743	302	113
∩	747	158	1104
A	761	1021	404
♥	817	13	210
C	819	271	501
Q	899	38	506
J	907	255	1308
▼	946	332	207
●	958	187	1114
t	964	185	1112
∞	3756	1037	2504
—	3823	386	2512

5

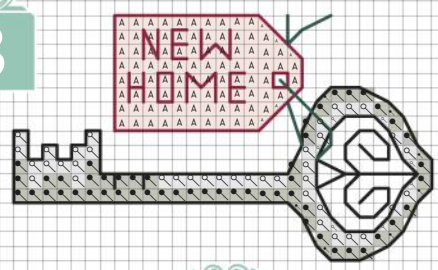


6 Turn this cute motif into a keyring to hold those spanking brand new house keys!

7

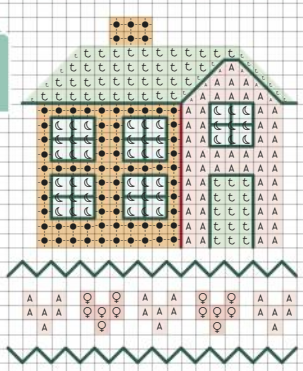


8




NEW HOME

9



10



✦ Backstitch in one strand

—	310	403	2400
—	743	302	113
—	780	309	2212
—	815	44	513
—	904	258	1413
—	3847	189	1204

✦ French knots in one strand

●	815	44	513
●	3847	189	1204

✦ Whole stitches only

Max. Stitch count 40 (h) x 86 (w)
Design area on 14-count fabric
7.5x15.5cm (2³/₄x6in)
Stitched by Pippa Slack

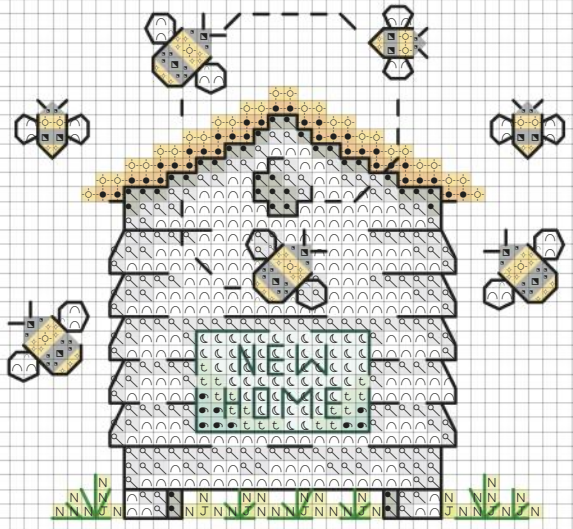
11

Stitch a design for your new neighbours to welcome them to the neighbourhood!

HAPPY NEW HOME!

12 ▶ Couple a sweet decoration with a useful household gift, such as a honey pot!

13




14

15



16 ▶ Repeat a design to create a border for gifts such as teatowels and blankets!

17



18



19

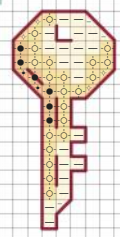


20



21 ▶ Try to match your stichy gift to the colours in the new home's interiors!

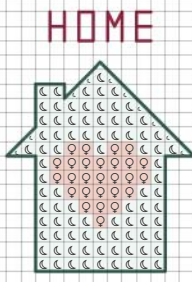
22



23



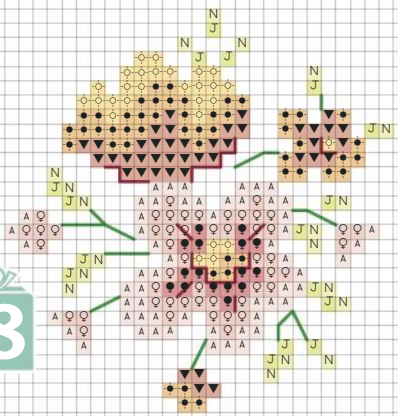
24



25 ▶ If you're not very confident making French knots, use seed beads instead!

More charts 

26 ▶ Is your friend also a stitcher? Use a new home motif to decorate a brand new pincushion!




29 ▶ Throw your moving friend a house-warming party and use these designs as decorations!

27
Relax
IN YOUR
NEW HOME


28

30



HOME SWEET HOME

31




NEW HOME

32 ▶ Create a scrapbook of photos from the move and include a few of these adorable charts!

33



there's no place like

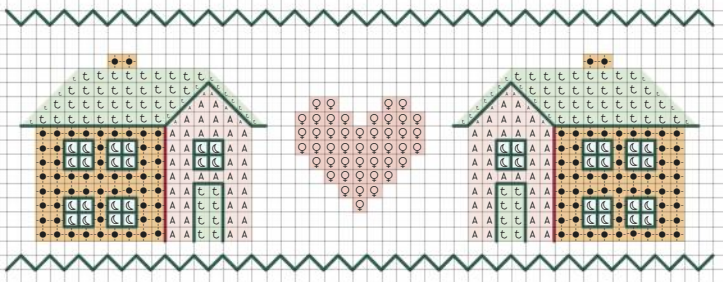


34

HOME

36 ▶ Use a new home emblem to adorn a journal – a move brings out a lot of emotions!

35



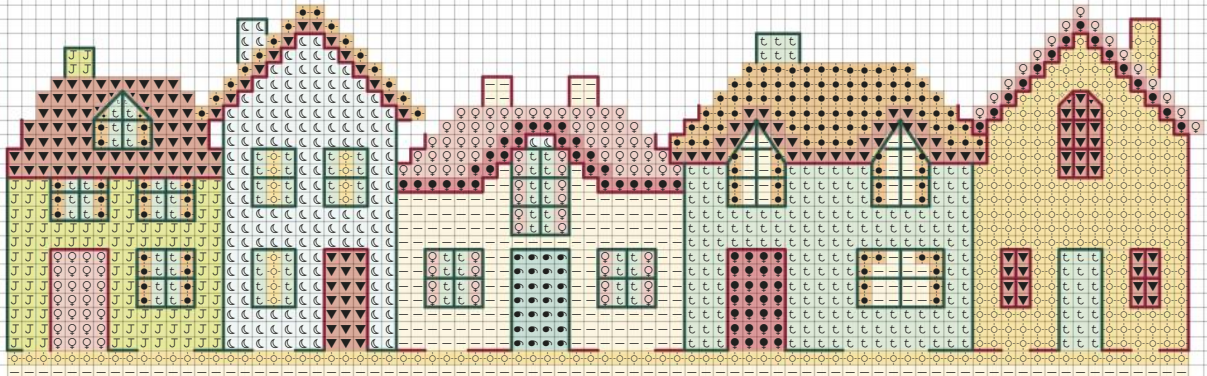
37



38

abcdefghijklmnopqrstuvwxyz
 ABCDEFGHIJKLMNOPQRSTUVWXYZ
 ABCDEFGHIJKLMNOP
 NOPQRSTUVWXYZ

39



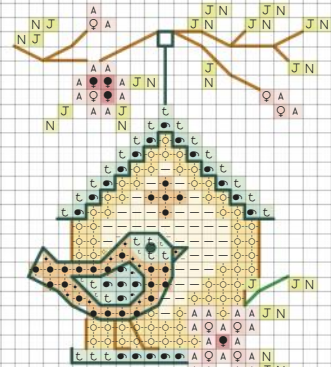
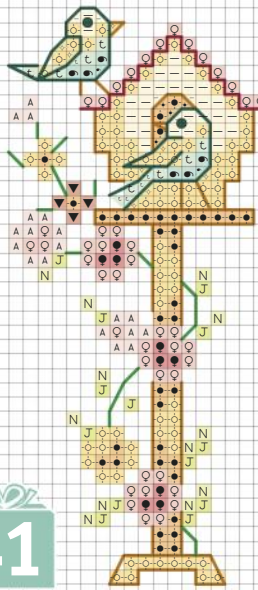
40



42


► Try stitching a design on a hand-dyed fabric for beautiful and very different results!

43



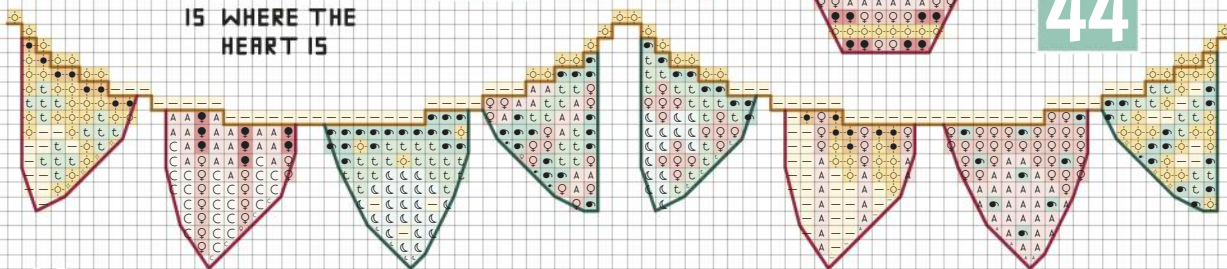
44

42



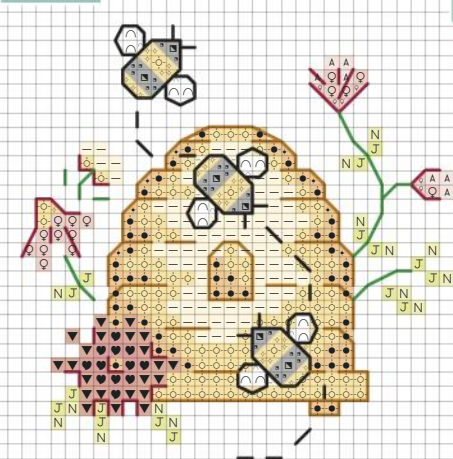
15 WHERE THE HEART IS

41



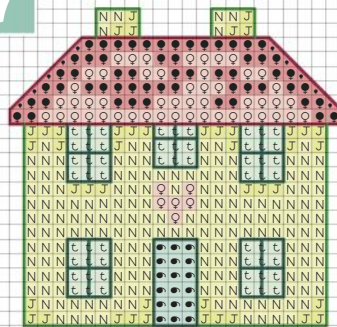
45

46



47


HOME



48

► Create and decorate a new dollhouse to help a child get used to the idea of moving away!

50



49

► To save fabric, stitch all designs on one larger piece of aida and leave space for trimming!



Your letters


We love seeing what you've been busy stitching, so send us an email or letter along with a photo and if it gets printed, you'll win a prize!

Star letter

You are a winner!
Danielle Fulton

Baby born

I've finally finished and framed this project. It took two years to do after my little one arrived! I started stitching this before she was due, but, unfortunately, I went into labour seven weeks early. It's taken me all this time to complete! It was worth the effort (and, sometimes, tears)! My daughter is now a healthy two-year-old toddler who keeps me on my toes!
Danielle Fulton, Redditch



Yvette says: Your time spent stitching this project has really paid off! We're practically cooing over this elaborate piece. And what an amazing way for your little one to memorise the alphabet!

WIN! Each month our star letter winner receives a fantastic prize!

This month's Star letter winner will receive this Beach Huts kit by Karen Carter, worth

£20! The design measures 20x11cm (7¾x4¼in) For more information, visit www.hcrafts.com or call 01889 575 256



WORTH OVER
£20!

Rocking robin

I've just finished stitching Singing Birds by Durene Jones, and I'm super chuffed with it. I sewed it on 14-count light blue aida and then framed it on a canvas. It's such a fun and sweet project, and I just love all the colours!
Emma Wright, Devon

Steph says: It's gorgeous, Emma! These feathered friends look so cheerful. Look at them tweeting away at each other! You've done these birdies justice.

▶ Emma framed her stitcy finish on a stiff canvas!



▲ Little girls will no doubt relate to this cute pea princess!

Cushions on cushions

All finished! I'm super happy with this. I just need some fabric to make this *Princess and the Pea* stitch into a cushion!
Lindsey Bluff, Cleveland

Yvette says: Look at the princess's happy face! Seems like she got a good night's sleep after all. And we love that you're putting a cushion-themed stitch on a cushion. How appropriate! It's the perfect way to show off this stitcy masterpiece!

Angel wings

I finally finished! I really wanted to do something to find peace with the loss of my mum three years ago, and this has done the magic. I have been stitching all sorts since I started at the end of October 2015 and I really can't wait for what's next!
Rachel Crocker, South Wales

Steph says: We're so sorry for your loss, Rachel, and we're so glad that cross stitch has helped you in your grief. Thank you for sharing such a beautiful and personal piece with us!

▼ Rachel stitched this moving tribute to her late mum



Butterfly birthday

I was so pleased to receive the free butterfly kit with issue 217. My daughter's birthday is this week and she really loves butterflies. I bought a three-tier heart-shaped frame. I think it will make a lovely gift for her. I hope you like the results! I'm really pleased with how it turned out!
Christine Marshman,
West Wales



Yvette says: What a perfect present, Christine. I'm sure your little girl was thrilled to receive this beautiful gift!

▲ Instead of simply sending cards, frame them like Christine did!

Quick stitch!

Send us a picture of your first finished project from this issue of *Crazy*, and you could win First Past the Post!

Lord of the stitches

As a fan of Tolkien and *The Lord of the Rings* I just had to stitch the book quote as soon as I saw it in issue 219. I work all week and most of my stitching is for family and friends, so it was good fun to do something for myself. I started it on Saturday during the Ladies' Wimbledon Final and finished it on Monday evening, after adding a border which helped it stand out on my new notebook. Thanks to all of you for the really great inspiration!

Dawn O'Keeffe, Stoke-on-trent

Steph says: You certainly did justice to the chart and to Mr Tolkien, Dawn!



1st
PAST THE
POST!

▲ Put stitchy quotes on your notebooks as Dawn did here!

Little Japan

Hi there, I thought I'd share my latest card with you. I changed the colour scheme and added self-adhesive gems to the corners for added effect. It worked out well – I really love how the stitch turned out in the end!

Allison Dodds, Newcastle

Yvette says: These little Kokeshi dolls look absolutely chuffed to be on your card! We love how you made it your own and weren't afraid to change the pattern. You're a real adventurous stitcher!



▲ Personalise your project by adding extra little details!

Crazy far away

Hello! I'm Cecilia and I'm writing from Argentina. My sister, who lives in Switzerland, bought me some *Crazy* magazines, and I loved them! I thought you might like to see what I've done with the Jody Rice design from issue 193 as well as designs from other magazines. It's difficult for me to write in English, but I wanted to share my work with you and congratulate everyone at *Crazy* on creating such a beautiful magazine for readers all over the world! Thank you so much!

Cecilia Kanzig, Argentina

Steph says: Wow, a fan all the way from Argentina! How exciting! Thanks for sharing your exquisite work with us and for reading *Crazy*!



► Cecilia stitched these gorgeous finishes at home in Argentina!

Subs stars

Each month, three subscribers are selected to win a prize as a thank you for their loyalty to *Crazy*.

WORTH
OVER
£24!



Fizzy Moon

Prizes every month!

This month, our lucky winners will receive this Fizzy Moon kit worth £24.99! For your chance to win, turn to page 32 and subscribe to *Crazy* today. See below for this month's Subs stars winners.

- **M Wills** Subs no: CSCZ067867
- **Susan Harris** Subs no: CSCZ067759
- **B Batty** Subs no: CSCZ067789

To find out how to become a *Crazy* subscriber, turn to page 32!

Your Letters



▲ Erin thanks her teacher in sweet stitches!

Thanks, Teach!

My daughter, Erin, wanted me to make a personal gift for her locum teacher, Mrs Sparg. I found this little 'I love you' motif in issue 202. It was a Durene Jones design that was included in the 50 Wedding Gift Ideas article. I also ironed some vilene onto the back and inserted it into this little heart decoration. On the other side, I inserted a photo of my daughter blowing a kiss. Erin was thrilled to present it to Mrs Sparg on her last day.

Debbie Ann Vermeulen, South Africa
Yvette says: I bet Mrs Sparg was so glad to receive this kind gift!



▲ Emma got cinema ready with this Finding Dory stitch!



Just keep swimming

My current project is my first time ever stitching on clothing using soluble aida! I just finished my stitching this morning. I'm so happy with the results!

Emma Lee McEntee, Woolwich

Steph says: Thanks for sharing this with us, Emma! You can find this (and lots of other cool, free crafty activities) on the Disney Family website, www.family.disney.com/crafts

Doge days

I thought you might like to see a picture of my husband's hamster Doge with his new sign from issue 215 of *Cross Stitch Crazy!* I added his name into the design and he seems quite pleased with it. I think the resemblance is pretty spot on, too. Thanks for all the brilliant stichy ideas every month, *Crazy!*

Kirsti Ferguson, Kent

Steph says: What an amazing job you did, Kirsti! Your hamster looks absolutely astonished by your amazing stitching. And it does look just like him!



▲ Kirsti's stitch matches her hamster's handsome looks perfectly!



◀ Use a small project to break up a larger one

Cowabunga!

Hey, *Crazy!* I finished my Native American design from your issue 214 and I framed it in a 4 inch hoop. This piece was a lot of fun to stitch. I love your 50 Gift Ideas series – the little designs are perfect to break up large projects!

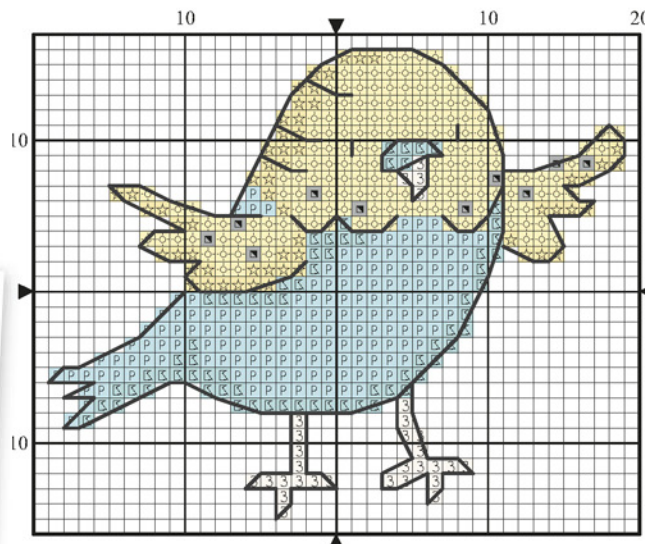
Monique Telehin, Australia

Yvette says: We love this little design. Look how glam this cow skull looks in his fancy new hoop! Great work on this one, Monique. You've got an amazing touch when it comes to your cross stitch!

Cross Stitch Quickie!

Cheep, cheep, tiny birdy!
 Stitch our energetic budgie!

Next month
 PEACOCK



Budgie

✦ Cross stitch in two strands

	DMC	Anchor	Madeira
☆	725	305	113
☉	726	295	109
3	948	892	306
■	3799	236	1713
□	3845	1089	1102
P	3846	1090	1103

✦ Backstitch in one strand

—	3799	236	1713
---	------	-----	------

✦ Whole stitches only

Stitch count 31 (h) x 38 (w)
 Design area on 14-count fabric
 5.5x7cm (2¼x2¾in)




▲ Melanie stitched the Land of Oz – and loved every minute!

Over the rainbow

Just finished the gorgeous *Wizard of Oz* design from issue 215. I loved doing every stitch of this! I think it looks absolutely amazing, don't you?
Melanie Hoddinott, Warwickshire

Yvette says: You can't beat this delightful design by Jody Rice! It's a first-class trip to the Emerald City, complete with all the luscious colours! We're glad you loved stitching it!



▲ Benedict looks intense in Tom's stitchy portrait!

Cumberbatch Crazy

I have produced a portrait in cross stitch of Benedict Cumberbatch as part of a birthday gift for my friend's sister's granddaughter! She admires the actor. The project took roughly about 3-4 months to complete, working in my spare time on average about 2-3 hours at a time while attending a local craft club and meeting my friends. The cross stitch was relaxing to work on. Overall, I've finished the project a month earlier than I expected and it looks fantastic. I can't wait to give this gift!
Tom Brealey, Derbyshire

Steph says: Benedict is looking rather dashing in this cartoon cross stitch. You've perfectly captured his piercing Sherlockian stare!

Mushroom mansion

I saw the Mouse House in issue 218 that *Crazy* designer Lucie Heaton created for Sara Owen – I thought it was so lovely that I simply had to do it too! I've completed it now and attached it to a card, and I must say it looks as cute as I imagined.
Karen Bennett, Leeds

Steph says: Any mouse would be lucky to have such a lovely home. Even I would live in a mushroom if it looked this pretty!



▲ Karen made this mouse house stitch into a cute card!



▲ Snuggles loves what Liz did with her stitchy free gift!

Home team

I started the free gift from issue 218 on a recent afternoon, after finishing a different non-stitchy project, and finished after work the next day. Thanks *Crazy*, I love this one! I finished it in record time (for me). Snuggles, my teddy bear, loves it as well! He's a bear for Batti, raising money for the people of Gambia. A kind gentleman, isn't he?
Liz Hough, Wolverhampton

Yvette says: What an altruistic bear you have! And he looks so sweet holding up your Home Sweet Home project! We love the addition of flowers, too!

For you alone

I bought a pack of novelty buttons online and decided to use them to make birthday cards for friends and family. I try to choose a subject that is of interest to the recipient. They are proving a joy to all including me who loves to stitch them!
Lorraine Haskins, Bristol

Steph says: What thoughtful and beautifully made cards, Lorraine. You are truly a master stitcher! Thank you for sharing these with us!



▶ Lorraine made her cards unique by adding buttons!

Get in touch!

We love to see what you've been busy stitching, so get in touch and tell us all about it, and don't forget to include a picture! Every letter printed wins a super cute kit from www.MouseLift.co.uk

✉ Email: crazyletters@cross-stitching.com

Facebook: [facebook.com/crossstitchcrazy](https://www.facebook.com/crossstitchcrazy)

Twitter: twitter.com/crazy_magazine

✉ Write to: Yvette Streeter, *Cross Stitch Crazy*, 2nd Floor, Tower House, Fairfax Street, Bristol BS1 3BN



WIN!

NB We reserve the right to edit your correspondence

*** K@tZ XStitch ***

www.katzxstitch.co.uk

'All things cross stitch'

DMC (UK Spec) 55p - Anchor 63p

Mill Hill beads from £1.35, size 6 & 8 from £1.60 and Magnifica £3.65

Kreinik #4 £2.99, B/F £1.90 and #8 £3.15

Zweigart fat quarters from £4.50

We stock a wide range of threads, fabrics, kits and other accessories...

Please visit our website to view the products we have available. Telephone orders welcome.

UK orders over £50 post free (T&Cs apply).

E-mail: sales@katzxstitch.co.uk - Telephone: 0116 2827141

DMC Coloris
Threads 89p Each
Full Set £20.75
Including Free
Design Book!

Charles Craft

Elbesee

HERITAGE
Crafts

MIRABILIA

Mouseloft

APERTURE CARDS

- For Every Occasion -




Craft Creations

www.craftcreations.com

ABACUS DESIGNS

Cross Stitch Kits - 240 designs!



See all our kits at www.abacusdesigns.com

or visit: Audlem Mill The Wharf Audlem Cheshire CW3 0DX
sales@abacusdesigns.com 01270 811059

crossstitch^{UK}

Lets get the world stitching

Cross Stitch,
Needlepoint & Tapestry
kits for every ability.

Use discount code: **LOVE**
For an extra 13% off

Visit us at:

CROSSSTITCHUK.COM

Free UK Delivery for all orders over £40.00




Disney's Winnie the Pooh cross
stitch kits and chart booklets

- Limited stocks of genuine Designer Stitches counted cross stitch kits and chart booklets featuring all your favourite characters.
- Save up to 50% on some items.
- All of these wonderful kits and charts are now discontinued and available only while stocks last!
- Other cute characters and bespoke specialist kits on our website.

www.hawkinshobbies.co.uk

Gross Stitch Kingdom



Beautiful cross stitch kits made with high quality DMC aida and threads!
Charts with easily identifiable colour symbols!

Free postage!

www.crossstitchkingdom.com

Sheena Rogers designs Mini Cushion Cross Stitch Kits

Each kit includes: 14ct Aida, velvet backing fabric, ready-sorted DMC threads, needle, b&w symbol chart and full instructions. Design sizes: 5 1/4" square.



Gingerbread
Sweet
Treats
Kit Price:
£13.99



Cup Cake
Polka
Kit Price:
£13.99

plus p+p
per order

For the full range of Mini Cushion Cross Stitch Kits please visit the website:

www.sheenarogersdesigns.co.uk

To advertise in CrossStitch Crazy

Please contact
Justine Hall

justine.hall@immediate.co.uk

0117 300 8154



Call
today!

Kit Harington

GETTY IMAGES



Winter is coming, so it's time to stitch that cute *Game of Thrones* actor, Kit Harington!

Though he's known for playing the broody Jon Snow in the TV series *Game of Thrones*, Kit Harington is all smiles in his new cross stitch portrait! The beloved actor's flowing locks and rugged beard create a dynamic sense of movement – and his charming smile will brighten up any room!

The chart is done entirely in easy whole stitches, so even beginners can stitch this Kit! ●



Kit Harington

✦ Cross stitch in two strands

	DMC	Anchor	Madeira
∩	blanc	2	2402
■	310	403	2400
●	645	273	1811
⊕	646	8581	1812
*	648	900	1814
A	754	1012	305
3	758	868	2313
x	801	359	2007
Q	839	1050	1913
?	950	4146	2309
+	951	1010	2308
b	3031	360	2003
+	3064	883	2312
●	3371	382	2004
⊞	3752	1032	1708
∩	3753	128	909
⊞	3778	338	402
b	3863	379	1912

✦ Whole stitches only

Stitch count 87 (h) x 68 (w)
Design area on 14-count fabric
16x12.5cm (6 1/4 x 4 3/4 in)

Reader's pick!
Requested by
STEPHANIE PINKMAN

Who would you like to see as a Crazy Celeb stitch? It might be your favourite actor, a Hollywood icon or even a sporting great! Email your requests to celebstitch@cross-stitching.com or post them to: Celeb stitch, *Cross Stitch Crazy*, 2nd Floor, Tower House, Fairfax Street, Bristol BS1 3BN.

If you're lucky, the celebrity you request may be picked to appear in a future issue of *Crazy*!

We love seeing your stitching, so don't forget to email any photos of your stitched celebrities from *Crazy* to yvette@cross-stitching.com for your chance to appear on *Crazy's* Letters page and win a lovely prize!

Deer sweet



Join this loving mother and cute baby deer in the midst of a tranquil, yet vibrantly colourful, autumn tableau!

Designed by Amanda Butler

As you round a bend during a quiet stroll through the fields, you come upon a mother deer nuzzling her baby by a rustic wooden gate. You freeze, just wishing you could capture this perfect autumn moment for all time.

Luckily for you, the mum and baby deer in this stunning and complex stitchy pattern aren't going anywhere! This is the perfect project for advanced intermediate stitchers hoping to

Need to know

Stitch Time

80 hours (approx)

Stitch Types

Whole cross stitch, half cross stitch, fractionals blending, backstitch

sink their teeth into a lush and intricate project! For our top tips on how to tackle a large make like this one, turn to page 37. ●

ShoppingList...

Threads - Stranded cotton as listed in the key

Needle - Size 24 tapestry needle

Fabric - Zweigart 14-count white aida measuring 35x30cm (13³/₄x12in). To buy, call

☎ 0800 013 0150 or visit www.sewandso.co.uk


Extras - Frame of your choice with a minimum aperture of 25.5x20cm (10x7³/₄in)






*Gift this stitch
to a devoted mum!*

SpecialProject





Autumn gateway

✦ Cross stitch in two strands

	Anchor	DMC	Madeira
∩	1	B5200	2401
A	74	3716	607
⊞	76	3731	610
⊞	129	157	907
J	235	414	1707
÷	253	472	1414
?	254	907	1301
⤵	265	471	1501
\$	266	470	1502
▼	268	937	1504
—	300	745	111
☀	302	743	113
☉	310	780	2105
☆	324	721	308
⦿	326	900	208
↖	352	300	2303
↳	359	898	2005
S	361	738	2012
Q	365	420	2213
x	370	434	2008
⦿	382	3371	2204
я	392	841	1906
⦿	399	318	1801
■	401	3799	1714
◇	831	613	2109
*	885	ecru	2014
P	890	729	2209
I	942	739	2013
b	1002	977	2513
♥	1014	3777	2502
K	1046	435	2010

✦ Cross stitch in one strand of each

∩	1	B5200	2401
∩	129	157	907
◆	266	470	1502
◆	267	469	1503

✦ Half cross stitch in two strands

♥	74	3716	607
⊞	76	3731	610
▽	264	3348	1409

✦ Backstitch in one strand

—	1	B5200	2401
—	359	898	2005
—	382	3371	2204
—	403	310	2400
—	1044	895	1405

✦ Contains fractionals

Stitch count 140 (h) x 110 (w)
 Design area on 14-count fabric
 25.5x20cm (10x7³/₄in)
 Stitched by Caroline Lord



Cross Stitch **crazy**

SAVE WHEN YOU SUBSCRIBE
to the digital edition of *Cross Stitch Crazy*

ONLY
£3.99
PER ISSUE!



SIMPLY
RETURN TO THE
HOMEPAGE TO
SUBSCRIBE

Bursting with simple and quick-to-stitch charts from all your favourite designers, **Cross Stitch Crazy** is perfect for stitching addicts just like you! Inside each issue, you'll also find all the latest must-buy products, expert tips and great giveaways.



Get **Cross Stitch Crazy** delivered direct to your device!
Simply return to the homepage to subscribe

Now available on



zinio™

To subscribe to the print edition, call ☎ 0844 844 0388 or visit www.buysubscriptions.com/crazy

FOR A
CREATIVE
LIFE

Mollie SHOP

MAKES

Welcome to the *Mollie Makes* curated online boutique – beautiful design for you and your home



LIVING

Creative, modern ideas to treat your home, all handmade with care. Wall art, tableware, storage, cushions, stationery and more.



FASHION

Stay unique with our eclectic style selection of clothes, jewellery and accessories plus our pick of gorgeous goodies for kids.



CRAFT

Inspire your own creativity with fabulous, original kits, patterns and materials. For sewing, crochet, knitting and more.



GIFTS

Design-minded, thoughtful treats to please men, women and children. Get your gift-giving sewn up with our inspired ideas.



AS SEEN IN

Mollie
MAKES



NEW

You'll find all the latest products in the *Mollie Makes* Shop listed under our 'New' category, so be the first to discover them.

See what we love! We'll be showcasing our favourite products on Pinterest and featuring a hand-picked selection in every issue of *Mollie Makes*

For **news, special offers and more** sign up to the newsletter
shop.molliemakes.com

Stitch like a PRO!

From tackling tricky fractionals to mixing your colours, here are all the techniques you'll need to complete the big project on page 28

▼ With a little effort, you could stitch this gorgeous scene



Large palette

This design uses over 30 colours to create the beautiful autumnal shading. A large key can seem daunting, but the best way to tackle it is to work down from the top and be methodical. Start by working the cross stitch, then the blended stitches, the half cross stitch and finally the backstitch. Try to work darker colours first, so that the lighter shades remain clean and don't pick up fluff or grease from your hands.



Fractional stitches

There are a few fractional stitches used in this design. When there are two fractionals in one square, use a sharp needle to work a quarter stitch in the background colour and a three-quarter stitch in the foreground colour to create the right sense of perspective.



Blended threads

If you haven't come across blending before, don't worry, it's a lot simpler than it sounds! There are two symbols on the key where you are instructed to work blended threads. Simply thread your needle with one strand of each colour listed for that symbol, then cross stitch as usual, following the corresponding symbol on the chart. The combination of two colours in one stitch gives a lovely variegated effect for grass and sky.

Half cross stitch

Half cross stitch in two strands is used for the hazy pink and green background. This stitch is so simple to do and, not surprisingly, takes half the time to work as full cross stitch! Just remember to work all your half stitches in the same direction throughout the design – bottom left to top right is the most common way.

Backstitch detail


The backstitch in this design adds vital details, especially in the foreground where it brings to life the little deer and defines the beautiful flowers. Work the backstitch last of all, using a sharp needle rather than a blunt tapestry needle to help you place each stitch accurately. There are five different colours of backstitch used, so check the key carefully to ensure you use the correct shade in your stitching!

Stitching a large design


This is a large design, measuring 140x110 stitches, and it's also densely stitched with no areas of fabric showing through. The main worry with designs like this is that threads will become tangled at the back – there's so much going on at the reverse of the fabric, it's important to be as neat as possible. Use the loop method when starting a new colour and thread your needle through other stitches to finish off. It's better not to jump from one area of colour to another – instead, snip your thread and start again. Putting your fabric in a hoop or frame will also help to keep it taut and this will lead to neater, more even, stitches.



Previously you've been Crazy for...



Instruments
Issue 219



Vintage toys
Issue 218



Tea cosies
Issue 217



Handbags and shoes
Issue 216



Archeology

✦ Cross stitch in two strands


	DMC	Anchor	Madeira
∩	blanc	2	2402
J	318	399	1801
■	413	236	1713
🔍	414	235	1714
b	437	362	2012
🔍	762	234	1804
▬	839	1050	1913
Q	841	1082	1911
x	842	1080	1910
⋈	950	4146	2309
\$	3022	8581	1812
P	3023	899	1813
*	3024	900	1814
+	3064	883	2312
◇	3364	260	1603
⬛	3371	382	2004
☒	3772	1007	2311
★	3787	273	1811
s	3866	926	2101

✦ Backstitch in one strand

—	3371	382	2004
---	------	-----	------

✦ Whole stitches only

Max. stitch count 38 (h) x 40 (w)
Design area on 14-count fabric
7x7.5cm (2³/₄x2³/₄in)




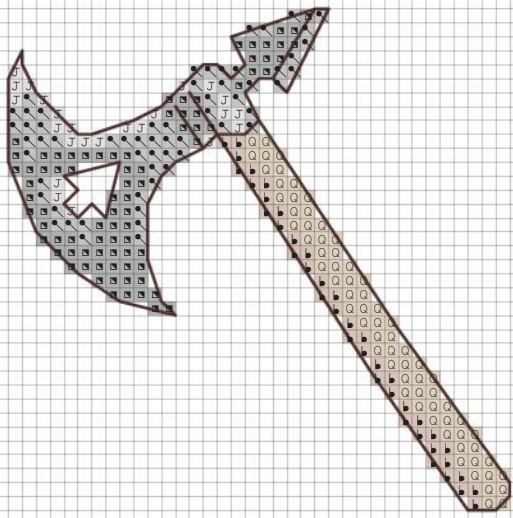
Back issues!

Crazy hotline

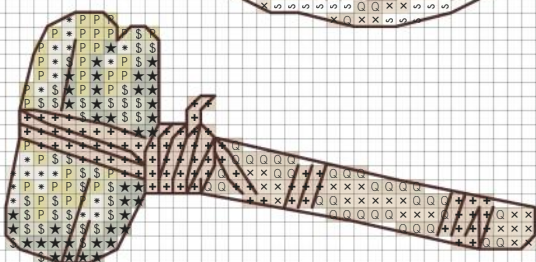
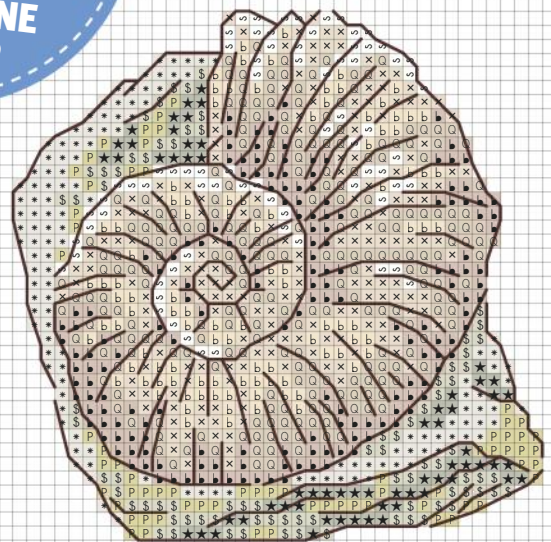

☎ 0844 844 0385

Crazy for... Archaeology

Unearth some fun with this fabulous archaeological bone-anza – perfect for a little (or adult-sized) adventurer!
Designed by Maria Diaz



Reader's pick!
Requested by
MAGDALENE STROOP



What are you crazy for?

Tell us what you're mad about stitching! We'll gather together the most popular requests and ask one of our top designers to create a whole spread of designs – just for you!

Name and address.....

.....

..... Postcode.....

Tel no.....

I'm crazy for.....

Because.....

Fill in and cut out this coupon (or photocopy it) and send it to:
Crazy for... Cross Stitch Crazy, Immediate Media Company Bristol Ltd,
2nd Floor, Tower House, Fairfax Street, Bristol BS1 3BN or email your
requests to: crazyfor@cross-stitching.com



Home of Mary Jane Collection

Come and see the new look at Create Nostalgia's shop, which has been fully refurbished.

Not only do we stock the full range of Mary Jane Collection products but also Buttons from Just Another Button Company, Charms from by Jupiter, Threads from Gentle Art, Weeks Dye Works, Caron Threads and DMC. Charts from JBW, Elizabeth Designs, Cross and Patch, Jeannette Douglas, Foxwood Crossing, Lizzy Kate, Bent Creek, Art to Heart and Hillside Samplings. We also have the full range of Mill Hill beads and Treasures and a large range of their kits, frames and perforated paper plus all you need to make your own jewellery. We have also added Tilda fabric, Kits and Books.

Open Every Wednesday, Thursday and Saturday 10:30am - 4pm

or prior arrangement to view our full range of products and samples




Tel: 01352 771359

**Mary Jane Collection, Pontybodkin
Nr Mold, Flintshire CH7 4TU**

www.maryjanecollection.com

A NEEDLEWORK & BEADING EXTRAVAGANZA at Tri Thy Farmhouse

Showcasing the stunning work from the Ladies who attend class at Create Nostalgia



**Create Nostalgia Home of
Mary Jane Collection**

**Tri Thy Farmhouse, Tir y Fron
Lane, Pontybodkin, Nr Mold,
Flintshire CH7 4TU**

**Sat 3rd & 10th and Sun 4th & 11th
September, 12pm till 4pm 6th-9th.
September Weekdays & Evenings
for Groups by prior arrangement**

**Please phone Mary
on 01352 771359**

Refreshments are also available

In aid of:

**Dyslexia
Action**
Taking Action • Changing Lives

 **Nightingale House Hospice**
Hospis Tŷr Eos

Shape it up



Add a stylishly modern touch to anything, from notebooks to welcome signs! These striking geometric letters will bring zing to any project

Designed by Durene Jones

Need to know

Stitch Time 4 hours each (approx)

Stitch Types Whole cross stitch

Stitchers everywhere are buzzing over bold, sharp and colourful geometric designs. Now you too can add a bright on-trend pattern to just about anything with these nifty triangle infused abc charts! The letters are quick to make, taking about four hours each. You'll have a stylish sign or label in no time!

The charts include metallic thread as well as your typical stranded cotton, but don't be intimidated – the letters are only done in whole stitches on 14-count white aida! This alphabet looks complicated, but it's a breeze to complete. Label your food at work, your childrens' school binders or just whip up a few to help brighten your day! ●

ShoppingList...

Threads - Stranded cotton and metallic thread as listed in the key

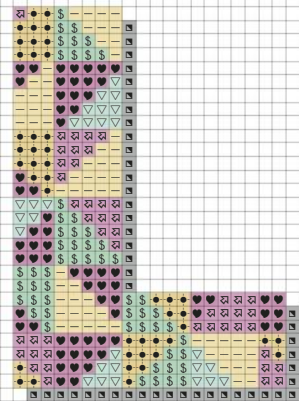
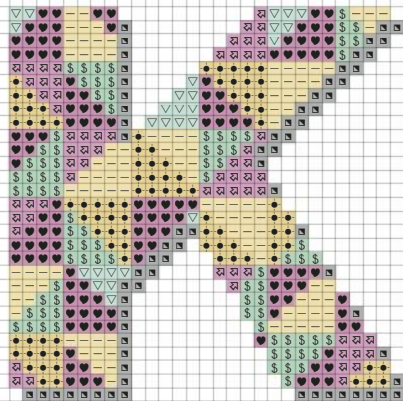
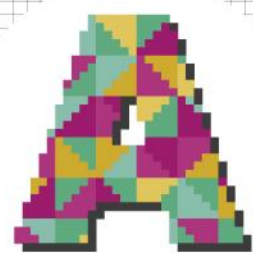
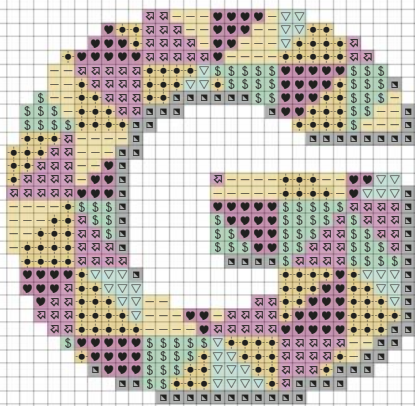
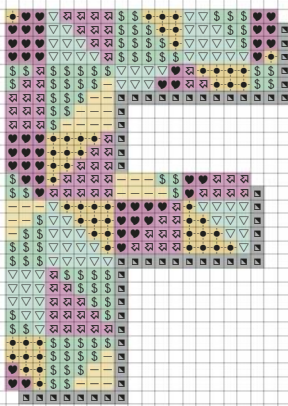
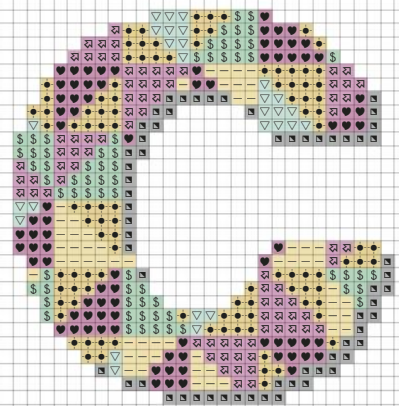

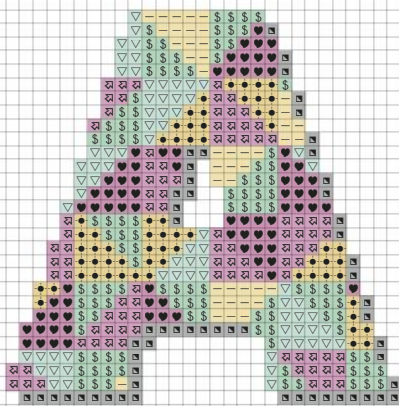
Needle - Size 24 tapestry needle

Fabric - Zweigart 14-count white aida measuring 12x30cm (4³/₄x11³/₄in). Call ☎ 0800 013 0150 or visit www.sewandso.co.uk to buy



These letters are perfect for creative spaces!

OneNighters



Geometric alphabet

✦ Cross stitch in two strands

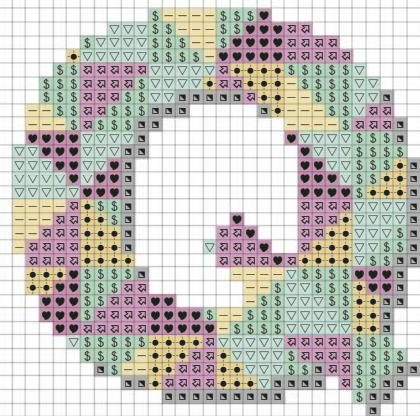
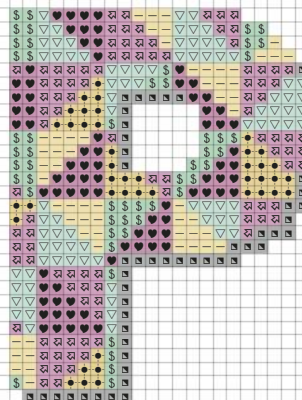
	DMC	Anchor	Madeira
♥	915	1029	705
⊠	917	89	706
§	943	188	1203
▽	958	187	1114
■	3799	236	1713
●	3852	306	2514
—	E3821	(DMC Light Effects)	


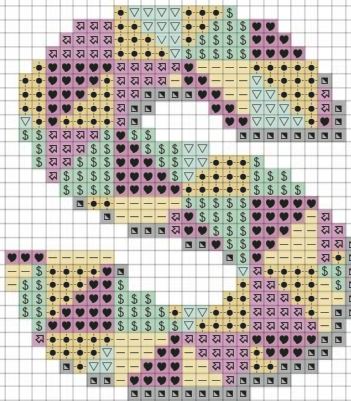
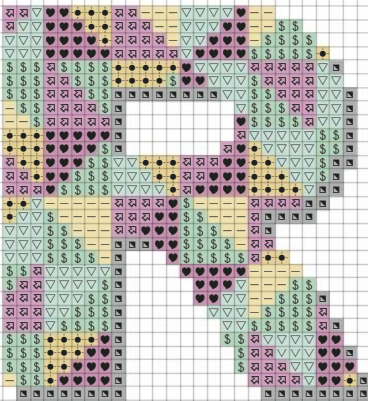
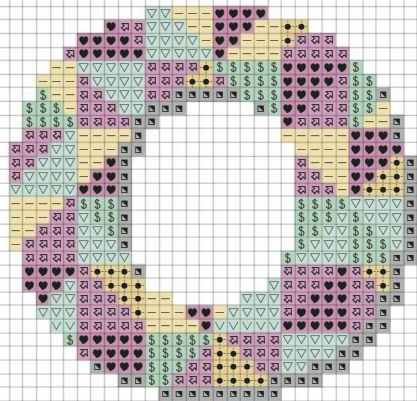
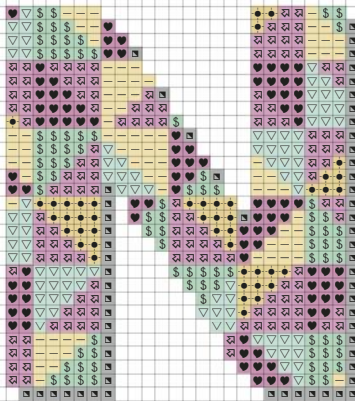
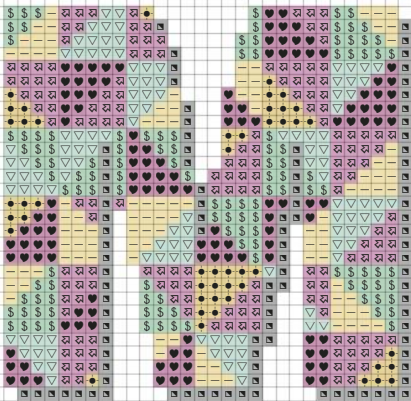
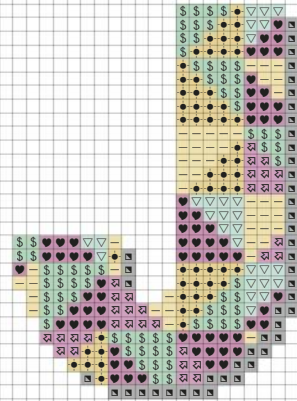

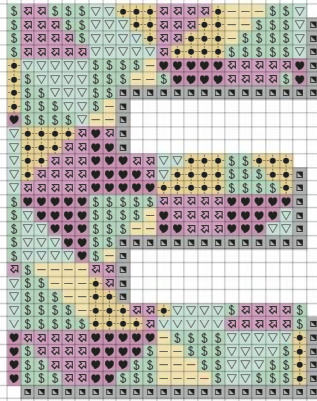
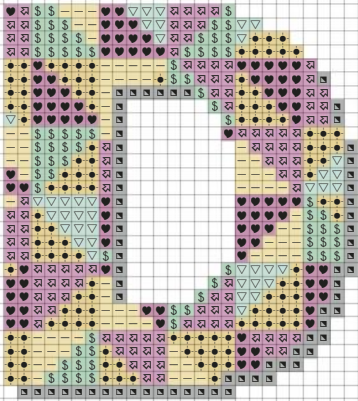
✦ Whole stitches only


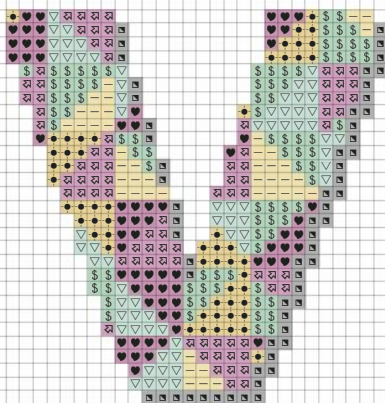
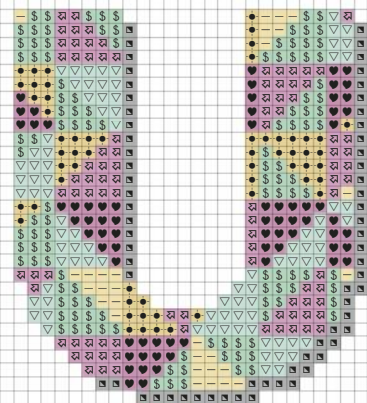


Max. stitch count 29 (h) x 30 (w)

Design area on 14-count fabric
5.5x5.5cm (2x2in)

Stitched by Ruth Murphy





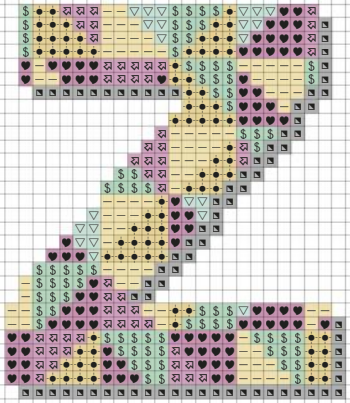
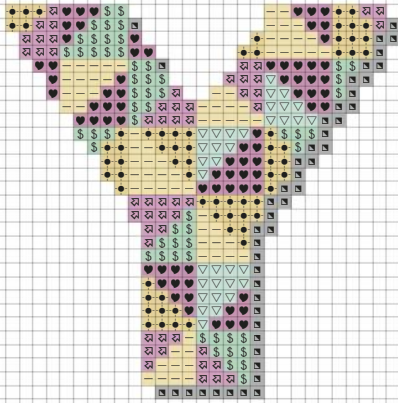

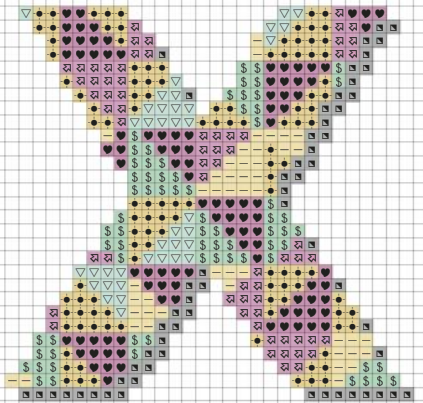


Steph Says...



This bold alphabet will be an ideal stitch for my teenage sister! She's very picky about styles, but I think this will be right up her alley. The youthful colours really stand out, giving the letters a fresh, modern feel!

Steph Maskery, Art Editor
Cross Stitch Crazy





Stitch & Chat

Catch up on all the gossip from your fellow stitchers and get involved by sharing your photos, stories, views and more!

Crazy cat!

Here is a picture of Nip 'helping' me sew. She is 14-years-old and survived a brutal dog attack two years ago. She is still the sweetest thing ever and loves to 'help' whether I am stitching or cooking. She really likes to lie on the pattern, so any mistakes I make are blamed on her. Ha, ha!

Meredith Mendola, Missouri, USA

Yvette says: What an adorable feline friend, Meredith! We're jealous that you have such an enchanting, little assistant, and we're so glad she's recovered from her traumatic experience. She must love you a lot – she wants to be by your side no matter what you're doing! Here's hoping you have many more stitching adventures with Nip.



▲ Nip likes to get right in the middle of the stichy action!

Your say

Would you rather stitch for your own home or somebody else's?

"I love to stitch for others. I love the look on their faces. I only have one piece hanging on our wall that I made for myself in over 30 years of stitching!"

Maryanne McDowell



"I like to stitch for my parents. They're always so happy to receive my gifts and when it's on show in their house, I like to think it reminds them of me since I moved away from home!"

Charlotte Schroeter



"I would prefer to stitch for my own home. It needs decorating, and I know which colours and subjects to stitch for each room."

Debbie Calver



Coming up:

What would you rather stitch: animals, flowers or scenery?

Email your answer to stitchandchat@cross-stitching.com

TAKE PART TODAY...

WIN with CRAZY

...and if you're featured, you'll win a fantastic prize!

Write or email us... and if your letter appears, you're a winner! Everyone featured on Stitch & Chat this month will receive this beautiful Bouquet of Love kit by



DMC, courtesy of Sew and So. What a way to say 'I love you'! Worth £20.99, it measures 10x18cm (7x7in) and comes with a chart, instructions, 14-count aida, a needle and pre-sorted threads on an organiser! To appear in a future issue, simply email stitchandchat@cross-stitching.com with your photos and comments, or post them to the Crazy address printed on page 3.

SPOT THE STITCHES!

This is a close-up of one of the charts in this issue of Crazy – but which one do you think it is? Send a postcard with the page number the chart is on, with your name and address, to: Stitch & Chat, Cross Stitch Crazy, 2nd Floor, Tower House, Fairfax Street, Bristol BS1 3BN by 31st October 2016. The first correct answer pulled out of the hat will win the fab Bouquet of Love kit pictured on the right!

Light's lustre



Dare to dazzle with this trio of fancy chandeliers in the sparkliest shades of silver, copper and gold
Designed by Fiona Baker

Twinkle and shine with these glam chandelier stitches so perfectly framed in bold metallic hoops! Add a few beads from Jewellery Maker for extra sparkle, and voilà! A classy addition fit for a stylish loft apartment or an elegant dining room. This project gives you plenty of opportunity to practice your stitches, with whole cross stitch, fractionals,

Need to know

Stitch Time

8-15 hours each

Stitch Types

Whole cross stitch, fractionals, backstitch, beads

backstitch and glitzy beading. So light up your life in stitches! ●

ShoppingList...

Threads - Stranded cotton and metallic threads as listed in the key

Needles - Size 24 tapestry needle, beading needle

Beads - Seed beads as listed in the key, to buy visit www.jewellerymaker.com or call ☎ 0800 6444 655

Fabric - Zweigart 14-count white aida measuring 25x25cm (10x10in) for the large design; 18x18cm (7x7in) for the medium design; 15x15cm (6x6in) for the small design. Visit www.sewandso.co.uk or call ☎ 0800 013 0150

Extras - 7in, 5in and 4in wooden embroidery hoops. Visit www.sewandso.co.uk or call ☎ 0800 013 0150





Coordinate your hoops with luxurious metallic paint!

Crazy tip

Before adding the beads, be sure to wash your project if it looks like it needs it!

Chandeliers

✦ Cross stitch in two strands

	DMC	Anchor	Madeira
∩	blanc	2	2402
J	318	399	1801
Q	415	398	1802
⊙	742	303	114
Я	743	302	113
*	762	234	1804
w	921	884	311
3	922	1003	2306
♀	3821	305	2510
—	3822	295	2511
☆	300	(Anchor Reflecta)	
↗	314	(Anchor Reflecta)	

✦ Backstitch in one strand

—	414	235	1714
—	300	(Anchor Reflecta)	
—	301	(Anchor Reflecta)	
—	314	(Anchor Reflecta)	

✦ Backstitch in two strands

—	300	(Anchor Reflecta)	
—	301	(Anchor Reflecta)	

✦ Backstitch in three strands

—	314	(Anchor Reflecta)	
---	-----	-------------------	--

✦ Jewellery Maker 3mm beads

●	GKPO81	(Rose Gold)	
●	HRPO46	(Silver)	

✦ Jewellery Maker 4mm beads

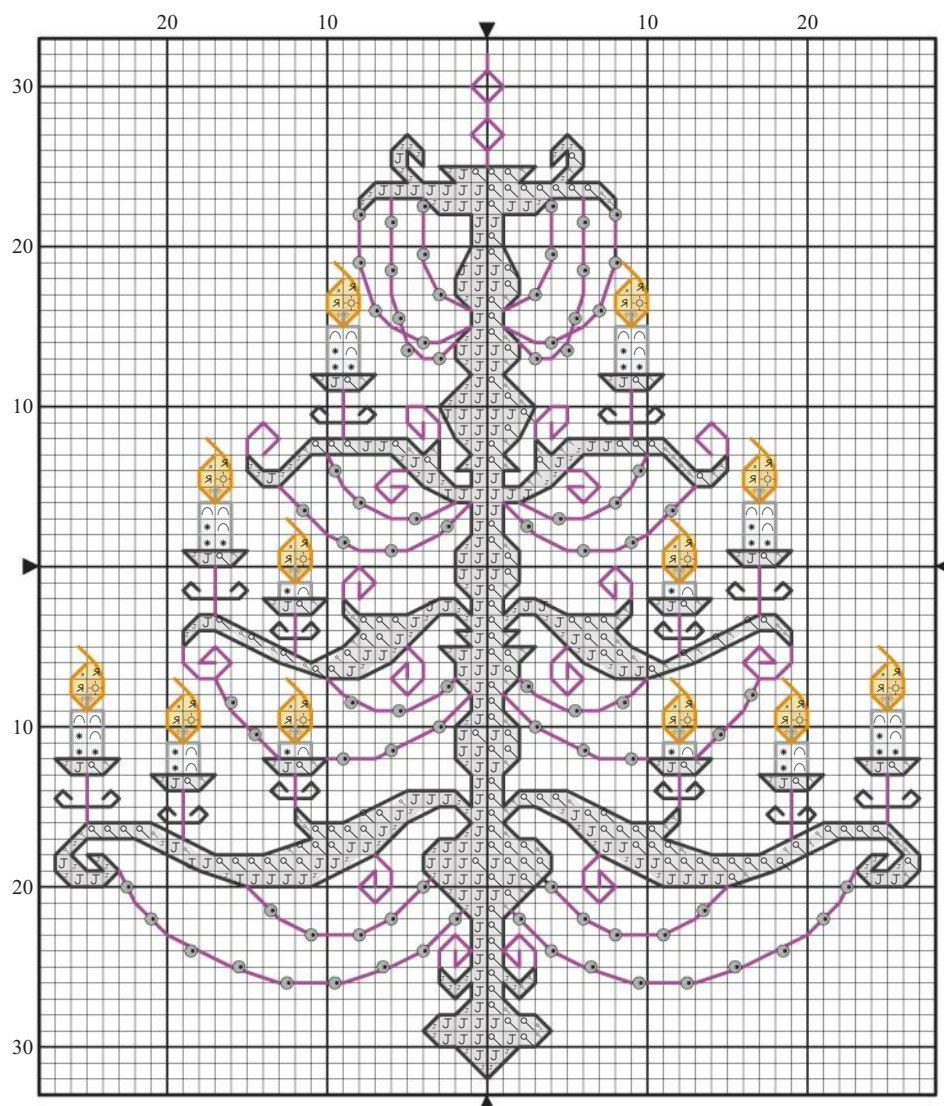
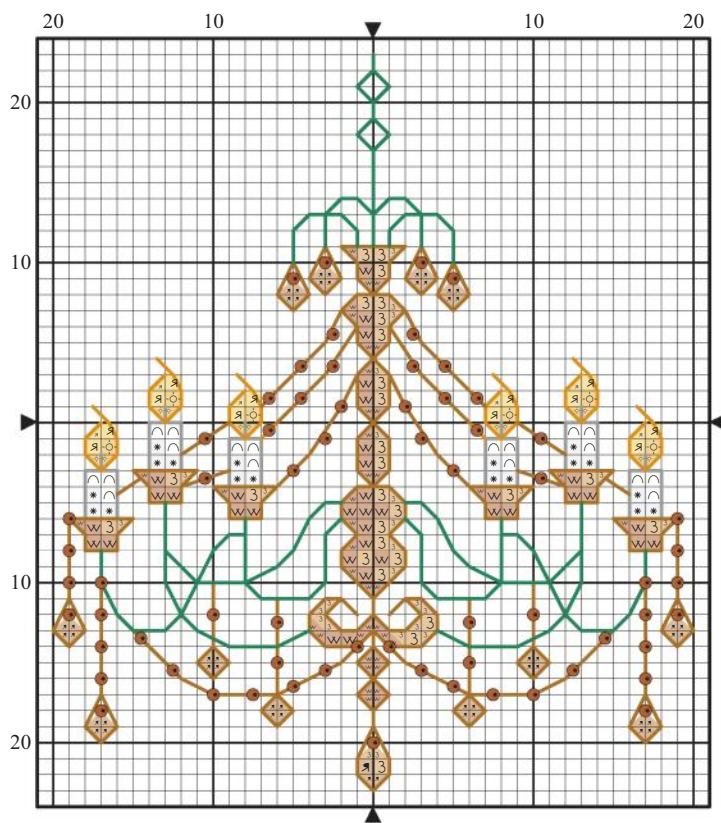
●	ECPO13	(Gold)	
---	--------	--------	--


✦ Contains fractionals

Max. stitch count 85 (h) x 66 (w)

Design area on 14-count fabric
15.5x12cm (6x4¾in)

Stitched by Laura Boyter






Alison Says...



These gorgeous chandeliers will add a touch of glamour to my apartment, plus I'll be able to practice my beading technique! I have some fantastic new beads from Jewellery Maker that I've been just dying to put to good use. This will be the perfect project to take my stitching skills to the next level. Wish me luck, everyone!

Alison Maney, Production Assistant
Cross Stitch Crazy



Befriend the blubbery sea creature du jour with a playful Narwhal stitch!



Real unicorns of the sea

What's better than a unicorn? A narwhal of course! Simply by virtue of being a real-life animal, this amazing creature has just taken top spot from the noble unicorn on our list of whimsical must-makes. Search online and you'll find lots of narwhal cross stitch charts, but we love Sewingseed's Mr Narwhal version, which is available to download through their Etsy shop for £4.74. It's a great project for beginners. The finished piece is 11.75x16cm (4³/₄x6¹/₂in) and fits nicely in a 20cm (8in) hoop.

To buy visit [Sewingseed](http://Sewingseed.com) at www.sewingseed.etsy.com



The best stitchy

It's the perfect time of year to indulge your hobby, so here are some new ideas to make it the season of cross stitch!



Green fingers

Do your gardening skills leave something to be desired? If you're suffering from a lack of green fingers you could just stitch some plants instead! You'll have all the fun of gardening without the dirt and pesky greenflies. Terrariums like the ones in this super cute chart from The Stitch Mill are all the rage right now. We love the combo of both cacti and succulents in this design, measuring 25x25cm (10x10in) when stitched on 18-count aida. The pattern costs £5.74 to download and includes colour and black-and-white charts, plus a digital version you can use on a tablet.

To buy, visit www.thestitchmill.etsy.com

Fluttering hearts

This Butterfly Bouquet design picks up on the trend for embellished cross stitch with pretty lace flowers added after the stitching is complete. The rest of the design uses whole cross stitches and backstitch, is worked on 14-count aida and measures 28x25cm (11x9³/₄in) when finished. And there's a similar Heart Bouquet design, too (featured as our Stitch and Chat prize on page 43). Why not make the pair and mount them in matching frames? Both designs are by Laura Ann for Bothy Threads and each has an RRP of £24.99.

To buy, visit www.crossstitchuk.com or call 07838 180 556



Going big

We love an over-the-top bit of crafting and this stylish stool by blogger Audrey Smit (www.thislittletreet.com/blog) takes cross stitch home-style and supersedes it!

To make this nifty piece of furniture, you'll need a cheap Ikea stool or similar, drill, ruler, pencil, tapestry needle, chunky yarn, paint of your choice and lots of imagination! Follow Audrey's design or dream up your own motif. We all think a big heart or rainbow would be just dreamy for a little girl's room!

The full step-by-step tutorial is hosted by our sister mag Mollie Makes at www.molliemakes.com/tutorials/diy-cross-stitch-furniture



Bird is the word

Geometric makes are big right now and birds are timeless, so why not combine the two? This Bird, Birds, Birds kit by Riverdrift House features a muted palette of blues, and is brought up-to-date with shapes and quilted blocks made using whole cross stitches only. Costing £15.95, it includes Anchor threads, 14-count aida fabric and a gold-plated needle. The finished project measures 30x30cm (12x12in). Visit www.riverdrifthouse.co.uk or call ☎ 07890 607611

3 OF THE BEST... BIRD ACCESSORIES



FLORAL FINCH

This sweet kit makes a cute cushion cover and comes with your choice of lovely 28-count linen or 14-count aida, which is perfect for beginners. At £28, it measures 35x35cm (13³/₄x13³/₄in).

To buy, visit www.bobostitch.co.uk or call ☎ 07879 477 253

BIRDY BUTTONS

These Tiny Geese from Injabulo would be a fun addition to any farmyard scene! They're hand-crafted by workers at Fairtrade African firm Incomparable Buttons, cost £5 for a set of five and measure 13mm (1/2in).

To buy, visit www.injabulo.com or call ☎ 0178 075 6232



FAB(RIC) FLUTTERS

Pep up your stitched home makes with Echino's gorgeous Birds and Blossom fabric, shown here in a lovely turquoise colourway. This beautiful cotton-linen mix is perfect for furnishings and is a generous 150cm wide. It costs £18 per metre, or £4.50 for a quarter.

To buy, visit www.fabricrehab.co.uk or call ☎ 01206 321 611

new trends



Feathered friends

Feathers, chevrons and arrows are all huge news at the moment, but it can be hard to find designs that aren't download-only. These Fly, Float and Flutter kits from Floss and Mischief nail the trend perfectly. Including 14-count aida and threads, the kits use full cross stitches and quite a bit of backstitch, so they're great for finessing your technique. Designs measure 12.5x11.5cm (5x4¹/₂in) and hang perfectly in a 17cm (7in) hoop.

Kits are £14.99 each and are also available as pattern-only PDFs for £4.99 from www.shop.flossandmischief.com

Paint your hoops in a pastel shade to match these delicately tinted feathers

Back issues

Ensure you don't miss a single chart by completing your *Cross Stitch Crazy* collection today!



Issue 219 – September

Take a trip back in time with Cleopatra, travel to Morocco with stichy tiles and prepare for school using kawaii motifs! Plus, go retro with baking gift ideas, JRR Tolkein and more!

FREE GIFT Eight Forest Friends charts plus metallic threads!



Issue 218 – August
Bobbin and Stitch exclusive
FREE GIFT Home Sweet Home hoop stitch kit



Issue 217 – July
Margaret Sherry exclusive
FREE GIFT 3-in-1 butterfly card kit with three to stitch



Issue 216 – June
Flower Fairies exclusive
FREE GIFT Cute pup pals 2-in-1 bookmark card kit



Issue 215 – May
Helz Cuppleditch exclusive
FREE GIFT Vintage-style wooden frame kit



Issue 214 – April
Lesley Teare exclusive
FREE GIFT Cute cloud threadsorter and 24 threads



Issue 213 – March
Tatty Teddy exclusive
FREE GIFT Margaret Sherry card kit with two cards

ORDER NOW!

www.buysubscriptions.com/backissues

0844 844 0385 Lines open weekdays 8am to 8pm and Saturday 9am to 1pm

Get organised!

Each slipcase can hold up to 13 issues – a year's worth of *Crazy* mags! – and keeps your collection in perfect condition for future reference. To order yours for £7.50, visit www.buysubscriptions.com/crazybinder



BACK ISSUES AND SLIPCASE ORDER FORM

Your details (Please print clearly)

Mr/Mrs/Ms/Miss

Address

Postcode Country

Telephone number (in case of queries)

Email address

Item	Price	Issue(s)	Qty	Total
Back issue – UK	£5.99			
Back issue – Europe	£8.35			
Back issue – Rest of world	£9.35			
Slipcase – UK	£7.50			
Slipcase – Europe	£9.60			
Slipcase – Rest of world	£11.50			
Grand total				£

Choose from two easy ways to pay:

1. I enclose a cheque made payable to Immediate Media Company Bristol Ltd (Please write your name and address on the back of the cheque)

2. Please debit my Visa MasterCard Maestro Delta

Card number

Valid from / Expiry date / Issue number

Signature

Date

Please send this order form to:

FREEPOST RRJZ-HJKA-ZBCX, Cross Stitch Crazy Subscriptions, PO Box 326, Sittingbourne, Kent ME9 8FA
Please allow up to 28 days for delivery. Prices are inclusive of P&P

Post overseas orders to:

Cross Stitch Crazy, PO Box 326, Sittingbourne, Kent ME9 8FA UK

CUT OUT
AND KEEP



Moving on up!



Know someone whose knees are quaking over a new endeavour? Support them with a stitchy card!

Designed by Emma Congdon

Send this to a friend who's about to embark on a big adventure!



Pump up a workmate before an important presentation!

Cut-out&Keep

Quick and easy to stitch one a night!

Need to know

Stitch Time

8 hours each (approx)

Stitch Types

Whole cross stitch,
backstitch

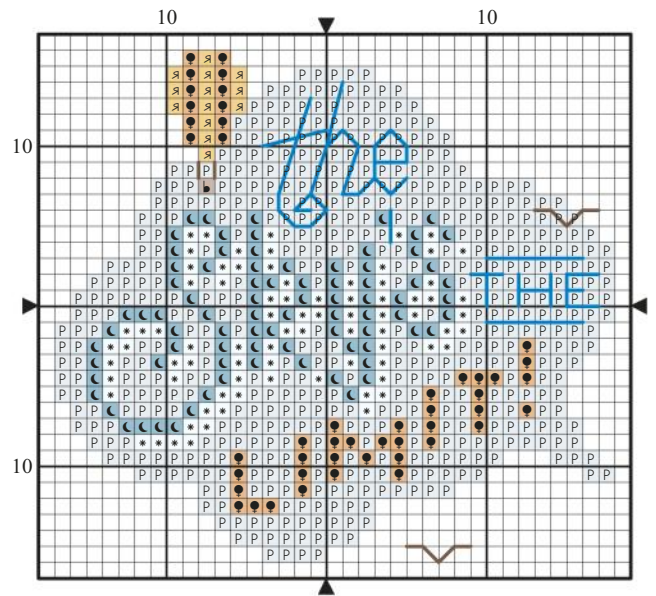
ShoppingList...

Threads - Stranded cotton as listed in the key

Needle - Size 24 tapestry needle

Fabric - Zweigart 14-count white aida measuring 12x12cm (5x5in) for each design. To buy, visit www.sewandso.co.uk or call ☎ 0800 013 0150

Extras - Square aperture cards (AP10U) in white (30) from Craft Creations, trimmed to a square shape. To buy, call ☎ 01992 781 900 or visit www.craftcreations.com



The sky's the limit


✳ Cross stitch in two strands

✳ Cross stitch in two strands

	DMC	Anchor	Madeira		DMC	Anchor	Madeira
☀	608	332	206	☁	3842	164	1010
☁	827	160	1013	✳ Backstitch in one strand			
☀	972	298	107	—	3031	360	2003
☀	3031	360	2003	—	3842	164	1010
*	3756	1037	2504	✳ Whole stitches only			

Stitch count 32 (h) x 35 (w)

Design area 14-count fabric 6x6.5cm (2¼x2½in)



You'll be amazing

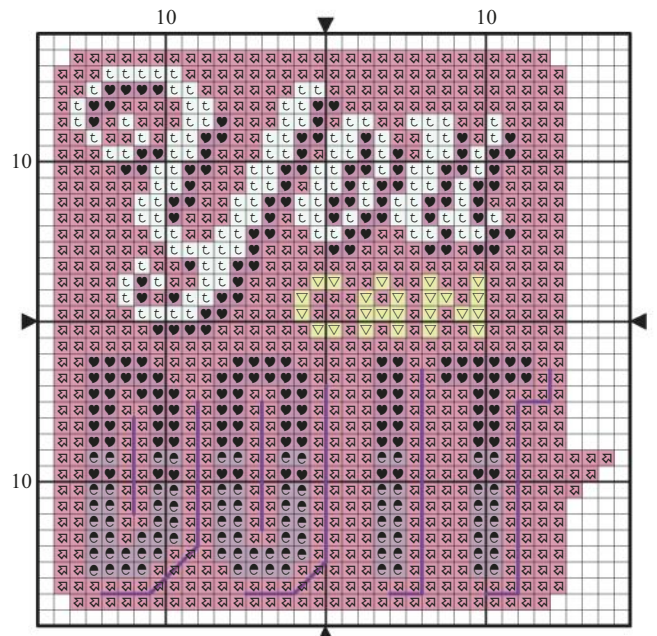
✳ Cross stitch in two strands

✳ Cross stitch in two strands

	DMC	Anchor	Madeira		DMC	Anchor	Madeira
☀	608	332	206	☁	957	50	504
Z	725	305	113	✳ Backstitch in one strand			
S	727	293	112	—	823	127	1008
☀	823	127	1008	✳ Whole stitches only			

Stitch count 34 (h) x 35 (w)

Design area 14-count fabric 6x6.5cm (2½x2½in)



You can do it

✳ Cross stitch in two strands

✳ Cross stitch in two strands

	DMC	Anchor	Madeira		DMC	Anchor	Madeira
☀	154	873	2607	☁	3819	279	1610
☀	602	57	702	✳ Backstitch in one strand			
t	828	975	1101	—	154	873	2607
☀	915	1029	705	✳ Whole stitches only			

Stitch count 35 (h) x 35 (w)

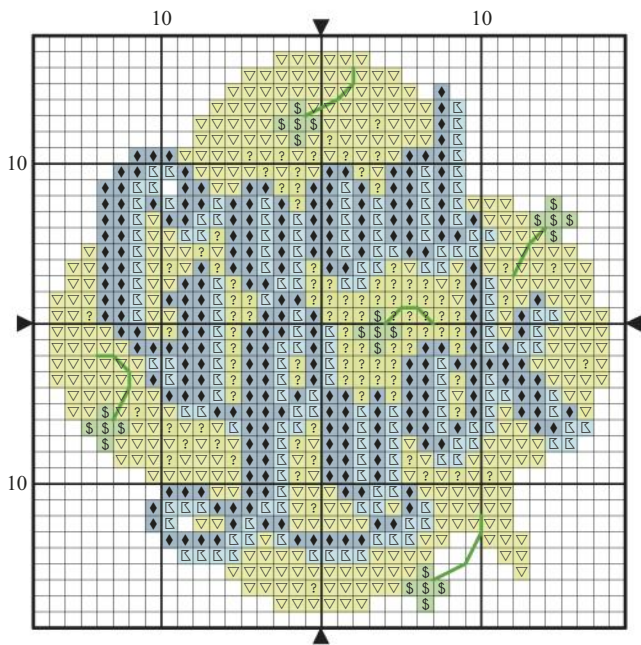
Design area 14-count fabric 6.5x6.5cm (2½x2½in)



Adapt a chart using the recipient's favourite colours



Kids will feel more confident after receiving this card!



Good luck

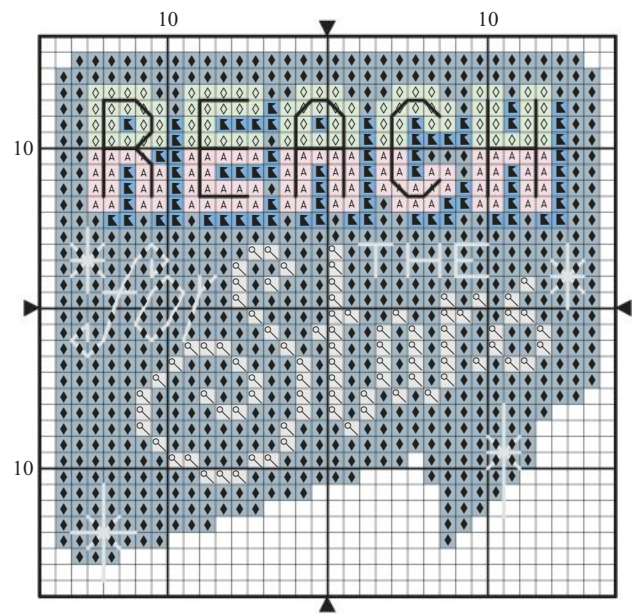
✦ Cross stitch in two strands

✦ Cross stitch in two strands

	DMC	Anchor	Madeira		DMC	Anchor	Madeira
?	166	280	1611	□	3846	1090	1103
\$	905	257	1412	✦ Backstitch in one strand			
◆	3808	1068	2507	—	905	257	1412
▽	3819	279	1610	✦ Whole stitches only			

Stitch count 35 (h) x 35 (w)

Design area 14-count fabric 6.5x6.5cm (2½x2½in)



Reach for the stars

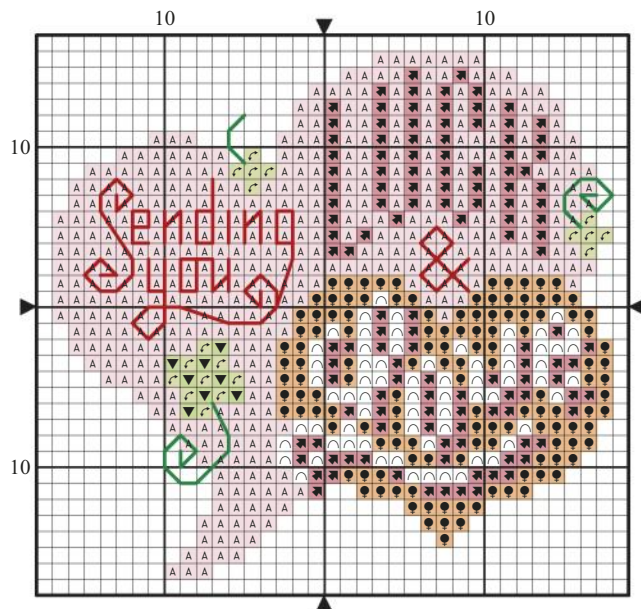
✦ Cross stitch in two strands

✦ Cross stitch in two strands

	DMC	Anchor	Madeira		DMC	Anchor	Madeira
?	415	398	1802	◆	3808	1068	2507
□	823	127	1008	✦ Backstitch in one strand			
◇	964	185	1112	—	415	398	1802
A	3708	31	408	—	823	127	1008
✦ Whole stitches only							

Stitch count 33 (h) x 34 (w)

Design area 14-count fabric 6x6cm (2¼x2½in)



Sending you luck & love

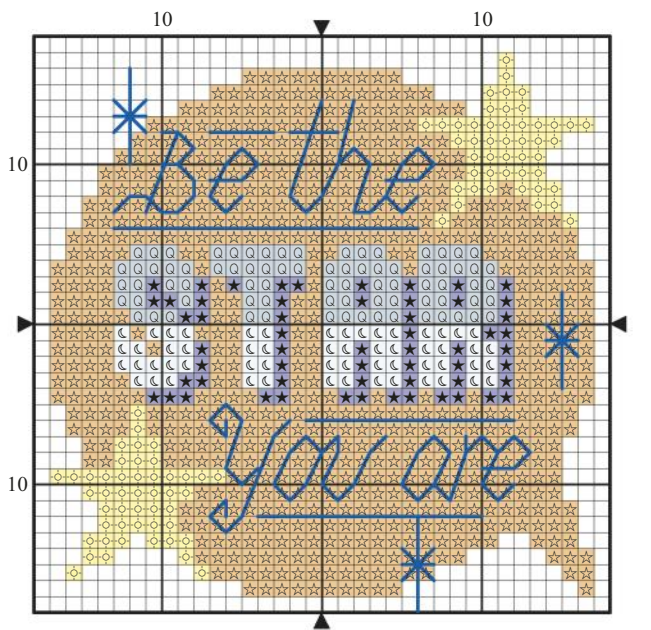
✦ Cross stitch in two strands

✦ Cross stitch in two strands

	DMC	Anchor	Madeira		DMC	Anchor	Madeira
○	blanc	2	2402	A	3708	31	408
●	608	332	206	✦ Backstitch in one strand			
■	815	44	513	—	815	44	513
▼	904	258	1413	—	904	258	1413
↻	906	256	1410	✦ Whole stitches only			

Stitch count 33 (h) x 35 (w)

Design area 14-count fabric 6x6.5cm (2¼x2½in)



Be the star you are

✦ Cross stitch in two strands

✦ Cross stitch in two strands

	DMC	Anchor	Madeira		DMC	Anchor	Madeira
☾	162	9159	1001	Q	813	140	910
☼	307	289	104	✦ Backstitch in one strand			
★	336	149	1007	—	336	149	1007
☆	741	304	202	✦ Whole stitches only			

Stitch count 34 (h) x 34 (w)

Design area 14-count fabric 6x6cm (2¼x2½in)

Crazy's Angels



Send your stitching problems to *Crazy's Angels* and watch them leap into action!

Easy evenweave

Q I am attempting to do a small sampler ornament on linen. Do you have any tricks or ideas to make it easier to see the tiny holes? My eyesight isn't bad but it's really hard to find them. Your help is greatly appreciated!

Naples3154, via the forum

A Samplers always look beautiful when stitched on delicate linen, but it can definitely be tricky to see where to place your needle in the weft and warp! Firstly, make sure you stitch in good light – either by working in daylight or,

if you're stitching in the evening, investing in a crafting lamp. As with aida, linen comes in many different counts, so opt for 18 or 22-count rather than the more delicate 32, 35 or 40-count. If you're stitching on a light-coloured linen, then placing it over a dark piece of fabric can help



you to see the holes more easily, and if you're really struggling, try a hands-free magnifying glass. The Daylight YoYo Magnifier is ideal for this kind of work, and comes with a wrist strap so you can hold it

◀ Get a closer look at your stitches on linen with the Daylight YoYo Magnifier

directly over your stitching. It costs £16 from www.daylightcompany.co.uk or call ☎ 020 8964 1200 – but we're giving one away to a lucky reader on page 64!

The long and the short of it

Q I struggle to distinguish between needles sizes when they're no longer in their packets. Do you have any tips?

Sally Talbot, Newcastle under Lyme

A We've found an excellent size guide online here at www.crossstitchneedleshop.co.uk/needle-size-guide.html that lists all the standard tapestry needle sizes and their standard

lengths and eye sizes. If you refer to this and use a measuring tape, you can most likely work out which size your random needles are! Also, our sister title *The World of Cross Stitching* prints an actual size tapestry needle guide for sizes 18-28 in every issue. Lay your needle on the top of the diagram and see instantly what size it is!

Chart it out

Q Do you have any good recommendations for software to create stitching patterns on a Mac computer?

Kim Harris, via Facebook

A There are a few options for Mac users who want to create their own charts. Ursa Software (www.ursa-software.com) has a very good MacStitch programme which has three versions, depending on how you complex you want your charts to be – prices start from £22. DP Software (www.dpsoftware.com or call ☎ 0845 345 2420) also has a Mac programme called Cross Stitch Professional Platinum which costs £50.40 to download. Happy charting, and do share with us what you make. We love to see the creativity of our wonderful readers!

3 of the best... Halloween buttons

Add some spookiness to your stitching today



LIGHT IT UP

Who can resist a jack-o'-lantern in a witch's hat? Jacks in Hats cost £2.50 for a pack of five at www.creativecraftsupplies.co.uk or call ☎ 07709 178 620




SPOOKY SKULLS

What cute and colourful skulls! A pack of five of various colours costs £1.60 if you visit www.alwaysknittingandsewing.co.uk or call ☎ 01257 276 513



AWESOME ARACHNIDS

These cute multicoloured mini buttons come in a pack of 130 for just £1.99 when you go online to www.thecraftbarn.co.uk or call ☎ 07958 569 279



▲ Chart just about anything with Ursa's stitchy programme!

AskTheAngels

Our top tips...

To make time for your stitching

1 If you travel to work on a bus or train, use the commuting time to work on your latest project. Just be prepared for a few interested stares from your inquisitive fellow commuters!

2 Set aside a designated time for your stitching. (For example, try Wednesday evenings). That way you'll have it built into your busy schedule and can plan other activities around it.

3 Use stitching as a nice reward for completing household chores. So, if you vacuum the entire house, your treat is an hour of pure, uninterrupted stitching time!

4 If your child wants to have a go, you can enjoy some quality time with each other as you both stitch your individual projects.

5 Everyone needs some 'me time', so don't feel guilty about partaking in your favourite hobby!

Beautiful beading

Q What is the best way to use a beading needle? I always prick my finger because of the length. Can I buy a smaller one?

Joanna Young, via Facebook

A A beading needle is required when you're attaching seed beads or other beads to a cross stitch project, as the smaller eye lets it pass through the shaft of the needle. The good news is that John James (☎ 01527 830 941 or www.jjneedles.com) sells shorter beading needles that measure 32.5mm. They come in sharp points and a round points, and are available in size 10 and 12. The sharp point is designed for embroidering with beads at the same time as stitching, and the round is for adding beads onto finished work.

As the length of the needle is shorter, it won't bend as easily, and you're less likely to prick your fingers. And best of all, it's only £1 for a four pack!



▶ Use ball point needles for adding beads post-stitch



▼ Don't be afraid to mix it up with variegated threads

A rainbow of colours

Q What's the best way to use variegated thread, Angels? I was gifted some but I'm scared to use it.


Charmaine Butler, via Facebook

A With variegated threads the colour will change throughout the skein so, as you stitch, a rich palette of beautiful complementary colours are revealed. DMC and Anchor both produce a range of variegated threads, so there's a great deal of choice out there when it comes to colour. You use them in the same way as you would your normal stranded thread, but our tip is to make both arms of your stitch at the same time (as opposed to just doing a row of half stitches then returning to add the second arm). This will ensure that each stitch retains the same colour. Variegated threads can be used for all sorts of projects, but they look great when you're stitching something that would naturally have a range and depth of colours, such as the sea or sky. Using them for monochrome or blackwork designs also creates a very special finish. We'd love to see a photo of the project you use them for, Charmaine! Best of luck!



A What a lovely gift for your daughter, Alison! We don't know of any specific chart or book featuring any nursing symbols, unfortunately, but there are lots of books out there with some sampler motifs that give you advice on how to put together your own design. Susan Bates' *Cross Stitch Sampler Book* has over 400 motifs in a wide variety of themes which could be adapted for your purpose, such as the scissors in the book's sewing section. It costs £12.99 from www.amazon.co.uk. The other option is that you design your own motifs, either by using cross stitch software (see the answer to our first question this issue), or by charting them on graph paper with coloured pencils. Good luck, and we wish your daughter much success in the nursing world!

▼ This collection of motifs can work for multiple subjects!



Hello Angels!

Send your stitching problems to Crazy's Angels and we'll come to your rescue! Make your questions as crazy as you like and send them to the address listed below.

.....
.....
.....
.....

Date sent.....

Name and address.....

Fill in and cut out this coupon (or photocopy it) and send it to:
Crazy's Angels... Cross Stitch Crazy, Immediate Media Company Bristol Ltd, 2nd Floor, Tower House, Fairfax Street, Bristol BS1 3BN or email your requests to: crazysangels@cross-stitching.com

Keeping it clean

Q My daughter is in her final year to become a nurse, and I would like to cross stitch a sampler with nursing symbols on as a graduation gift. Any ideas?

Alison Crellin, via the forum

All our cross stitch patterns are exclusively designed or converted by us. We don't buy anything in!



Your choice of payment method



Cheques payable to Elite Designs

Personalised Coat of Arms Cross Stitch

Simply let us know the surname you wish to have and we will research the crest and colours and create the design for you.



7" x 10"
14 hpi

Full Kit
£27.50
Chart Only
£16.50

Wedding Coat of Arms Sampler

Terry Philip + Elizabeth Claire



16" x 12"
14 hpi

Full Kit
£47.50
Chart Only
£26.50

Guitar kits contain: 14hpi Aida, Threads, Needle, Chart, Instructions



ONLY
£11.50
EACH



PERSONALISED SPORT SHIRTS



7" x 6"
14 hpi

Full Kit
£22.50
Chart Only
£11.50

Choose your name, number, shirt style and colours



RAF SQUADRON BADGES ROYAL NAVY SHIP CRESTS



Full Kit
£22.50
Chart Only
£11.50

6" x 8"
14 hpi

Choose your squadron and we will design the cross stitch from the official badge for that squadron, including the motto.

Choose your Royal Navy ship and we will design the cross stitch from the official badge for that ship.

DANCE THEMED CROSS STITCH DESIGNS



CHART £6.50 KIT £17.50

CHART £7.00 KIT £18.50

CHART £6.50 KIT £17.50

CHART £6.50 KIT £17.50

CHART £6.50 KIT £17.50

CHART £7.00 KIT £18.50

CHART £7.50 KIT £20.50

CHART £6.50 KIT £17.50

PHOTO CHARTING SPECIALISTS

Convert a favourite photo into a cross stitch chart or kit.

We have been photo charting for many years, with thousands of designs under our belts.

Your choice of size and fabric count



Find Us On



EliteDesigns_UK

INTERNATIONAL ORDERS WELCOME, AIRMAIL P&P £3.00



01536
721231



info@elite-designs.co.uk

NOW WITH FREE UK P&P

9 EIDER CLOSE, BURTON LATIMER, KETTERING, NORTHANTS, NN15 5TH

Trick or Treat!



Spooky yet sweet motifs put kids in the Halloween spirit and give them a way to individualise their bags! **Designed by Shannon Wasilieff**

Prepare for optimum candy collection with these classic designs, ideal for any kid out on the town for All Hallows' Eve. Kids will love stitching several popular Halloween symbols, like jack-o'-lanterns, black cats and a witches' brew! Older children with longer attention spans will fare best with these creepy charts, as each very scary piece takes about ten hours to stitch! But since the designs use only

Need to know

Stitch Time
10 hours each (approx)
Stitch Types
Whole cross stitch,
backstitch

whole stitches and backstitch, they're still appropriate charts for beginners. And they'll sure help differentiate the candy bags! ●

ShoppingList...

Threads - Stranded cotton as listed in the key

Needle - Size 24 tapestry needle

Fabric - Zweigart 14-count white aida measuring 15x15cm (6x6in) for each design. To buy, visit www.sewandso.co.uk or call ☎ 0800 013 0150

Extras - 3mm wool-felt sheet in orange. To buy, visit www.woolfeltcompany.co.uk or call ☎ 0115 841 4531. 4mm wool-felt sheet in lime green. To buy, visit www.bloomingfelt.co.uk or call ☎ 01245 471 690



Let your kids show off their stitchy skills to their friends on Halloween this year!





Halloween

✂ Cross stitch in two strands

	DMC	Anchor	Madeira
●	208	99	804
e	210	108	802
■	310	403	2400
■	317	400	1714
■	318	399	1801
■	581	280	1609
●	740	316	204
w	741	304	202
t	742	303	114
○	745	300	111
●	947	330	205
J	3819	279	1610
s	E940	(DMC Light Effects)	

✂ Backstitch in one strand


—	310	403	2400
---	-----	-----	------

✂ Whole stitches only

Max. stitch count 48 (h) x 48 (w)

Design area on 14-count fabric
9x9cm (3½x3½in)

Stitched by Zoe Sutton



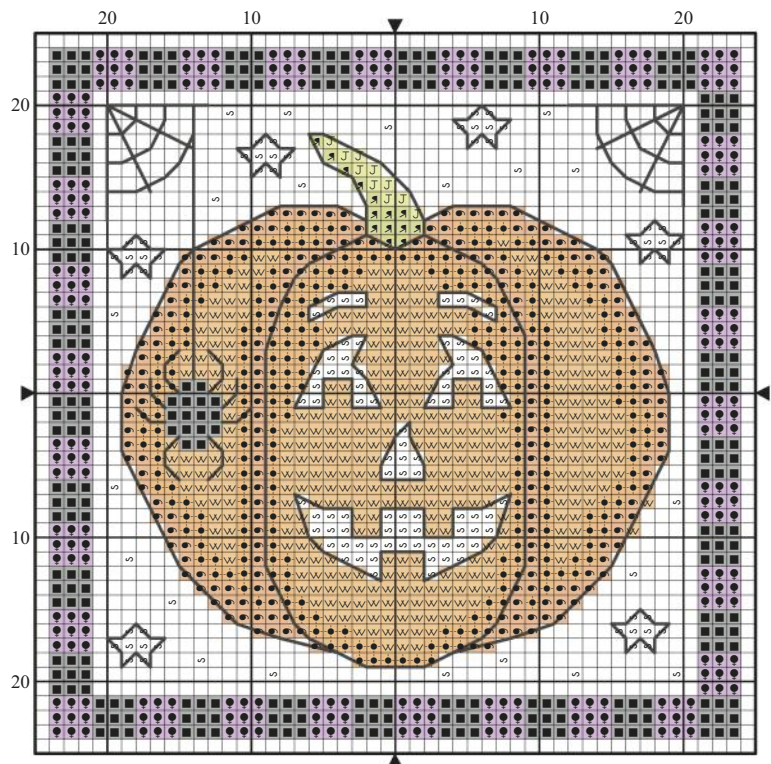
YvetteSays...




I can feel shivers running up and down my spine already! Kids will

love prepping for their big, sugar-fueled night out with these nifty stitches!

Yvette Streeter,
Editor,
Cross Stitch Crazy

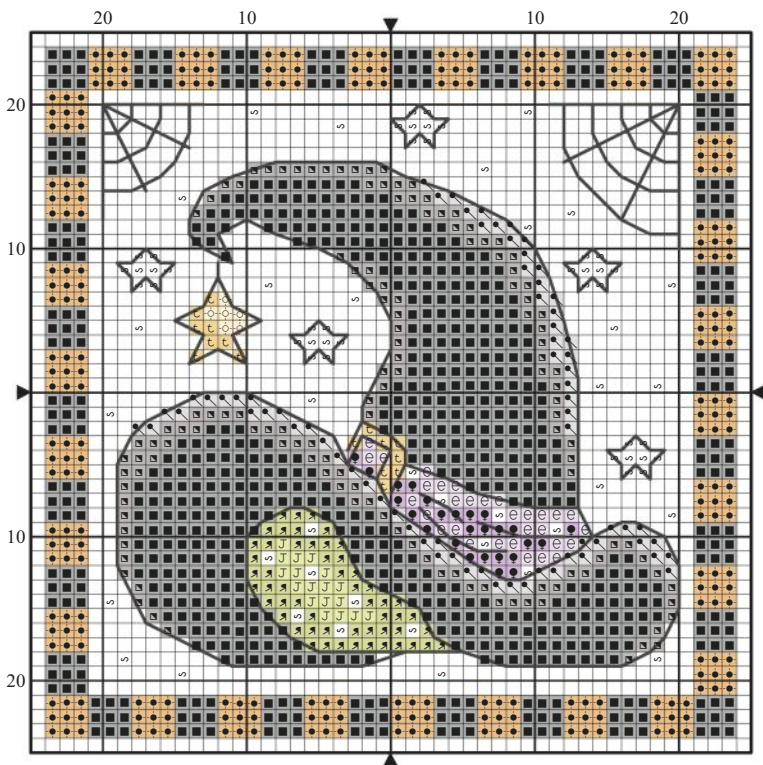


Crazy Kid Stitcher!



You are a winner!
Lauren
from Bristol

“My name is Lauren and I'm 12 years old. I learned how to stitch a few weeks ago, and I was really excited to give this to my friend when she was in hospital. She was really surprised!”



I'm a Crazy Kid stitcher!

Are you a kid who's mad about cross stitch? If so, fill out the form below and send it in to us, along with a photo of you and your stitching, for the chance to feature in *Crazy!*

Name and address.....

.....

..... Postcode.....

Tel no.....

I'm a kid that's crazy about stitching and here's why

.....

.....

Please ask your parent or guardian to sign here

.....

Fill in and cut out this coupon (or photocopy) and send to:
Crazy Kids... Cross Stitch Crazy, Immediate Media Company Bristol Ltd, 2nd Floor, Tower House, Fairfax Street, Bristol BS1 3BN or email crazykids@cross-stitching.com



FISKARS®



SUMMER

Try a subscription

Craft



5 ISSUES FOR £5
and then save 18%



5 ISSUES FOR £5
and then save 18%



5 ISSUES FOR £5
and then save 18%



5 ISSUES FOR £5
and then save 25%



5 ISSUES FOR £5
and then save 25%



5 ISSUES FOR £5
and then save 18%

Food and Travel



5 ISSUES FOR £5
and then save 22%



5 ISSUES FOR £5
and then save 22%



5 ISSUES FOR £5
and then save 31%



5 ISSUES FOR £5
and then save 15%



5 ISSUES FOR £5
and then save 30%



5 ISSUES FOR £5
and then save 35%

Lifestyle




5 ISSUES FOR £5
and then save 31%



12 ISSUES FOR £1
and then save 42%



5 ISSUES FOR £5
and then save 35%



5 ISSUES FOR £5
and then save 25%

History



5 ISSUES FOR £5
and then save 29%



5 ISSUES FOR £5
and then save 26%

SALE

from just £1*

SEE OUR
FULL RANGE
OF MAGAZINES
ONLINE

Science and Nature



5 ISSUES FOR £5
and then save 30%



5 ISSUES FOR £5
and then save 25%



5 ISSUES FOR £5
and then save 26%

Sport



5 ISSUES FOR £5
and then save 17%



5 ISSUES FOR £5
and then save 17%



5 ISSUES FOR £5
and then save 30%

Take advantage of our great trial offers and subscribe to your favourite magazine today. Or why not try a new one?

Great reasons to subscribe:

- Subscriptions from just £1*
- Save up to 42% after your trial period
- Enjoy easy and convenient **delivery direct to your door**
- Never miss an issue
- Perfect summer reading

Your two easy ways to order:

Order online at
www.buysubscriptions.com/summersale16
or call our hotline: **0844 844 0260†**

**OFFER
CODE
SS16DP**

*The Direct Debit trial offers are available for UK delivery addresses only (excluding BFPO addresses). For overseas rates visit www.buysubscriptions.com/summersale16. The discount follow-on rates are also payable by Direct Debit. All savings are calculated as a percentage of the full shop price, excluding Radio Times. The Basic Annual UK Subscription Rate of Radio Times is £131. This price is for 51 issues, which includes the Christmas double issue and a contribution towards postage. We reserve the right to limit the number of consecutive short term trial subscriptions a customer signs up for if their subscription is repeatedly cancelled during the trial. You are free to cancel your subscription at any time – if you cancel within 2 weeks of receiving your penultimate issue you will pay no more than the trial rate, this is with the exception of Radio Times and Match of the Day, which you will need to cancel 3 weeks before the trial is due to end. Radio Times is for 26 weekly issues (6 months). Match of the Day is for 13 weekly issues. This offer ends 31st August 2016.† Calls will cost 7p per minute plus your telephone company's access charge.

Enter to WIN!

Send us a postcard, drop us a text or enter online for a chance to win great prizes!

OVER
£978
OF PRIZES TO
BE WON!

Orcraphics kits!

Capture the beauty of a red squirrel with Orcraphic's charming No Nut kit stitched on mint green fabric. To see more of Orcraphics' delightful designs, head over to www.orcraphics-cross-stitch.com. To win one of 10 kits text **CSC220NUTS**, your name, postal address and email address to **87474** (texts are charged 50p plus your standard network rate) or label a postcard 'Orcraphics 220 Squirrel Kit Prize'.



10 PRIZES
worth
£239

Craft4Crafters tickets!

The Craft4Crafters show at the Bath & West Showground returns from 13th-15th October with over 130 craft businesses. To find out more information about this three-day extravaganza, head to their website, www.craft4crafters.co.uk or call ☎ **0845 304 022**, and to win one of **15 pairs** of free tickets to attend the show text **CSC220SHOW**, your name, postal address and email address to **87474** (texts are charged at 50p plus your standard network rate) or label a postcard 'Craft4Crafters 220 giveaway'.



15 PRIZES
worth
£240

Daylight goodies!

One lucky winner will win a Daylight Slimline LED Floor Lamp, a smart lamp D20, plus a Yoyo Magnifier! For these and other great products for stitchers, visit www.daylightcompany.co.uk or call the number ☎ **1-866-DAYLIGHT**. To enter text **CSC220DAYLIGHT**, your name, postal address and email address to **87474** (texts are charged at 50p plus your standard network rate) or label a postcard 'Daylight 220 bumper prize'.



1 PRIZE
worth
£250

Bothy Threads kits!

Who can resist a unicorn and rainbows? Not us! Love Dreams by Kim Anderson is part of a series of kits by the talented artist from Bothy Threads (www.bothythreads.com or ☎ **01900 828 844**). This kit comes with 14-count aida, threads, beads, sequins, buttons, satin flowers, a needle and a chart. To enter, text **CSC220MAGIC**, your name, postal and email address to **87474** (texts are charged 50p plus your standard network rate) or label a postcard 'Kim Anderson 220 Giveaway'.



10 PRIZES
worth
£249

Terms and conditions

For individual competitions, texts are charged at 50p plus your standard network tariff rate. To enter by post, write your name, address, email address and chosen competition on a postcard and send it to: *Cross Stitch Crazy 220*, 2nd Floor, Tower House, Fairfax Street, Bristol BS1 3BN. The closing date for all entries is 11.59pm on the 1st October 2016.

Promoter: Immediate Media Company Bristol Ltd. Promotion excludes Immediate Media employees. Open to UK residents only. By entering, you agree to be bound by the rules of the promotion. Only one entry per person, per competition allowed. No responsibility accepted for lost, delayed, ineligible or fraudulent entries. Winning entries chosen at random from all eligible entries. Winners notified

within 28 days of closing date. The draw is final, no correspondence will be entered into. For details of winners, send an SAE within two months of closing date. If any winner cannot be contacted within one month of the closing date, the promoter will offer the prize to a runner-up. The promoter reserves the right to substitute the prize with one of the same or greater value, with no cash alternative. By

entering this competition you agree to receive newsletters, future offers and promotions from Immediate Media Company Ltd and related third parties. If you do not want to receive this information, please add 'NO INFO' at the end of your text message or on your postcard. For customer care issues, please call the *Cross Stitch Crazy* team on ☎ 0117 927 9009.

You can also enter for free online at www.cross-stitching.com/win

Fall in love

As the weather turns cool, embrace the spirit of autumn with these delicate rustic leaves, worked in just six warm and welcoming shades

Designed by Rico Design

Blustry days, trees decked out in fiery colours and hours spent raking leaves in the garden – all the most wonderful autumn visions come to mind when viewing this enchanting circle of crisp, vibrant fallen fronds.

Perfect for use on a garden table, or for bringing a bit of the outdoors in, this chart by Rico Design is easy and quick to stitch, requiring only whole stitches along with a few backstitches. Stitch this harvest beauty on a doily, tablecloth or placemat! ●

Need to know

Stitch Time 6 hours (approx)

Stitch Types Whole cross stitch, backstitch


ShoppingList...

Threads - Stranded cotton listed in the key

Needle - Size 26 tapestry needle

Fabric - Rico Design Antique White Linen Mat 30cm. To buy visit www.sewandso.co.uk or call ☎ 0800 013 0150





ReaderSays...



I've always wanted to see what it's like to stitch on a doily. This design looks simple enough for a 'newbie' and

yet it would make for an elegant autumn showpiece someday!

Alison Manifold,
Buckinghamshire

Autumn leaves

✦ Cross stitch in two strands

	Rico	Anchor	DMC
◇	213	843	3012
Ⓛ	229	1086	839
☆	256	338	922
♥	266	1014	3777
Ⓢ	267	1047	3854
×	285	393	3790

✦ Backstitch in two strands

—	229	1086	839
---	-----	------	-----

✦ Whole stitches only

Stitch count 77 (h) x 80 (w)
Design area on 25-count fabric
15.5x16.5cm (6¹/₄x6¹/₂in)

There's More

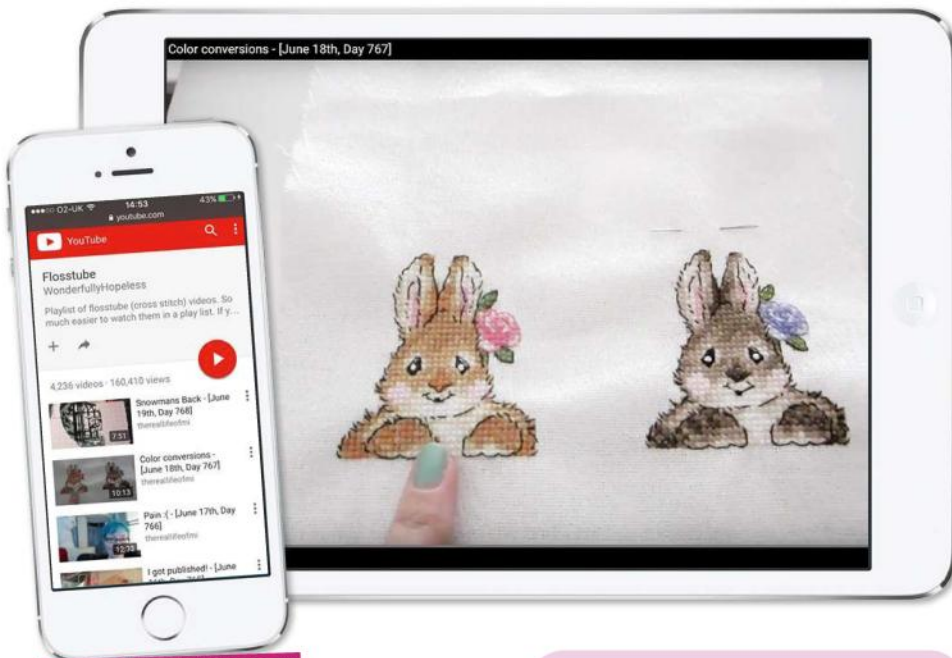
This and other autumnal stitches feature in Rico Design's No. 145 *Herbstwald* (Autumn Forest) book.

To buy, call ☎ 0800 013 0150 or visit www.sewandso.co.uk



Join us online...

With the best gossip on social media plus top blogs and sites, get online with *Crazy* and feel inspired!



FLOSSTUBE

The unstoppable online community of cross stitch has made its mark on the biggest video hub of all time – YouTube! In a phenomenon affectionally known by fans and participants as ‘Flosstube’, stitchers are posting video tutorials online for the benefit of other crafty people around the globe. Enthusiasts make lengthy playlists of Flosstube videos, creating useful marathons of all things cross stitch. Go to www.youtube.com and search for ‘Flosstube’ for tips, tutorials, vlogs and more.

The twittersphere

What you’ve been tweeting about!



► Hitchcock’s beautiful film *Vertigo* and cross stitch keeping the blues away from me this evening.
@emilyjessturner

► Love the narrowboat pattern in issue 218. #Perfect for cross stitch.
@debbifiggy

► **@Crazy_magazine**, I’m working on a wedding sampler at the moment!
@DarkFaerie316

Facebook chat



Here’s what you’ve been chatting about this month!

► One of my cats decided to jump on my box of sorted threads and scatter them. Lesson: always close the lid...
Monique Telehin

► Thank you for my tote – it’s perfect for taking my WIPs to work!
Christine Rembo

► Hubby and I went out for lunch so I could sit and browse my new issue!
Irene McIntosh

Most liked...



Posted by Leanne Farley on *Crazy*’s Facebook wall: “Finished this today and have hung it in the summer house! Loved doing this project!”



Download of the month

www.cross-stitching.com

This prickly project is a low-maintenance alternative to a real cactus! Click on ‘Charts & Patterns’ and search for ‘Free cactus chart’



Tutorial of the month

www.tinyurl.com/zogqc9a

If you’re looking for something different, then colourful Norwegian blog Solstrikke outlines how to stitch on canvas for a nifty art piece!



Pin of the month

www.thesnug.com

Show your stichy enthusiasm by convincing visitors you’ve embroidered your entire home with this cross stitch-inspired mural!

GET IN TOUCH!

[facebook.com/crossstitchcrazy](https://www.facebook.com/crossstitchcrazy)

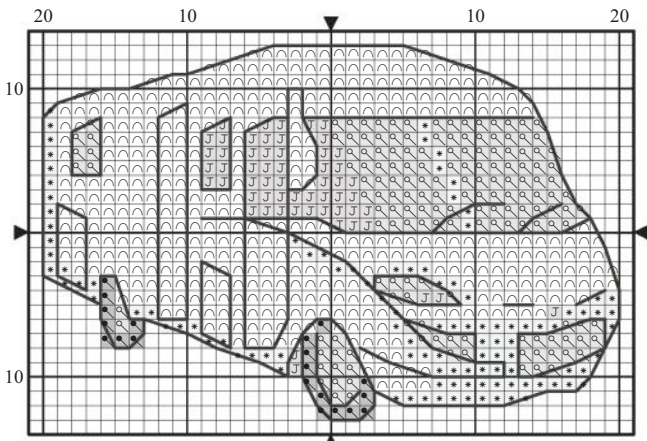
twitter.com/crazy_magazine

[pinterest.com/crazymagazine](https://www.pinterest.com/crazymagazine)

Challenge

Lucie

Crazy designer Lucie Heaton loves to bring your ideas to life, so send in yours today!



Motorhome

✦ Cross stitch in two strands

	DMC	Anchor	Madeira
∩	blanc	2	2402
J	318	399	1801
⦿	414	235	1714
⦿	415	398	1802
*	762	234	1804

✦ Backstitch in one strand

—	3799	236	1713
---	------	-----	------

✦ Whole stitches only

Stitch count 26 (h) x 40 (w)
Design area on 14-count fabric
5x7.5cm (1³/₄x2³/₄in)

On the Road

It's so difficult to find cross stitch charts of Class A motorhomes, even though there's a huge, untapped market for them! Would you be able to design one for me, Lucie? Thanks!

Susan Collier, Seattle, USA

Of course. Safe travels!
Lucie



Fighting fit

I'd really love a chart of a lady in a white martial arts uniform sat in seiza (kneel-sitting Japanese style). I practice both Aikido and laido but the only charts I can find are of people doing karate kicks.

Alexandra Webster, Dukinfield

Here she is, Alexandra, honing her mind as well as her body!
Lucie

Martial arts

✦ Cross stitch in two strands

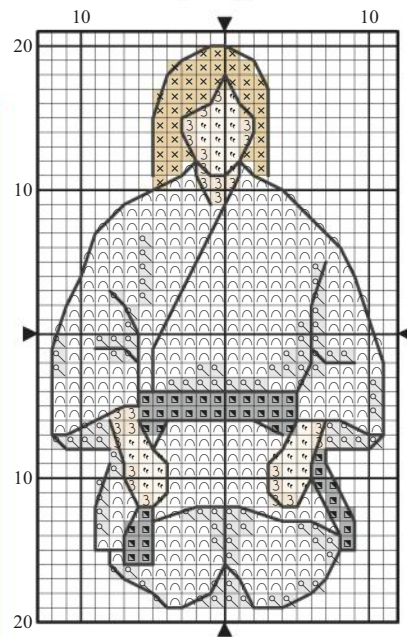
	DMC	Anchor	Madeira
∩	blanc	2	2402
⦿	415	398	1802
×	436	1045	2011
3	754	1012	305
⦿	948	892	306
■	3799	236	1713

✦ Backstitch in one strand

—	3799	236	1713
---	------	-----	------

✦ Whole stitches only

Stitch count 39 (h) x 23 (w)
Design area on 14-count fabric
7x4cm (2³/₄x1³/₄in)

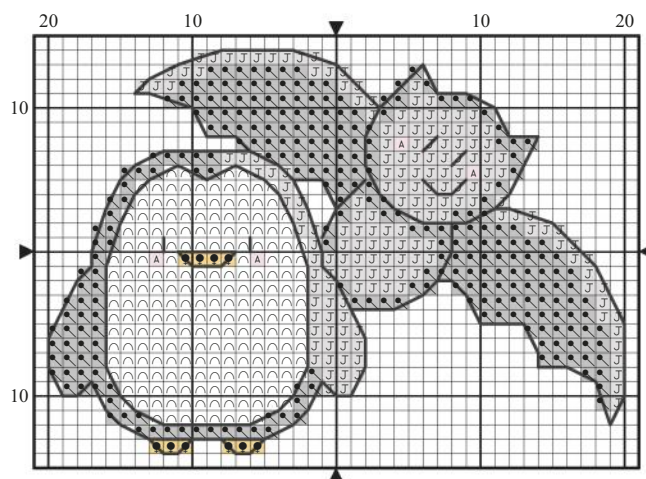


Unusual duo

Please could you design a bat and penguin chart for a wedding anniversary card, Lucie? I can't find a design anywhere! Thank you so much!

Lisa Seagrave, Gloucester

What a cute pair these two make! They'll look darling on your wedding anniversary card, Lisa. Winged animals of a feather don't necessarily need to flock together!
Lucie



Bat and penguin

✦ Cross stitch in two strands

	DMC	Anchor	Madeira
∩	blanc	2	2402
J	318	399	1801
⦿	414	235	1714
A	605	1094	613
⦿	742	303	114

✦ Backstitch in one strand

—	3799	236	1713
---	------	-----	------

✦ Whole stitches only

Stitch count 28 (h) x 40 (w)
Design area on 14-count fabric
5x7.5cm (2x2³/₄in)

Milkshake and burger

✦ Cross stitch in two strands



	DMC	Anchor	Madeira
∩	blanc	2	2402
♥	349	1098	212
♣	435	1046	2010
♠	437	362	2012
A	605	1094	613
*	762	234	1804
◇	954	203	1207 ₁₀

✦ Backstitch in one strand

—	3799	236	1713
---	------	-----	------

✦ Whole stitches only

Stitch count 40 (h) x 36 (w)
Design area on 14-count fabric
7.5x6.5cm (2³/₄x2¹/₂in)



Tasty treats

Can you chart a juicy burger and a strawberry milkshake for me, as I'd like to stitch them for my husband? Thanks a million in advance, Lucie!

Emma Wright, Devon

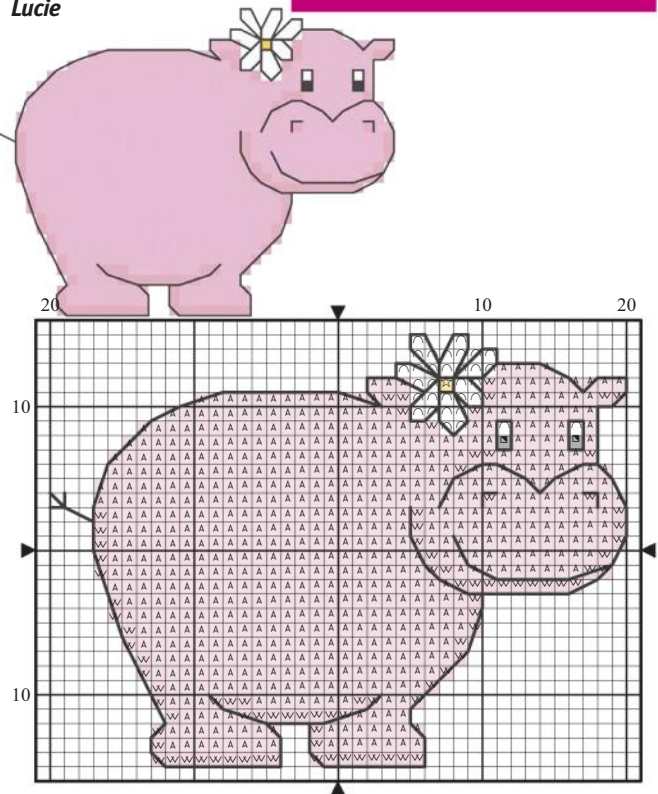
Your request makes me want to head over to an American restaurant for a delicious meal, Emma! I'm sure your husband will feel the same when he receives this scrumptious stitchy gift!
Lucie

Happy hippo

I love hippos and daisies, so it would be fantastic if you could chart a hippo wearing daisies for me, Lucie! I can't wait to see your cute creation!

Debbie Fouche, Adelaide, Australia

What a nice idea, Debbie! Here you go – one sweet, daisy-wearing hippo! I hope you enjoy stitching this cheerful beauty!
Lucie



Pink hippo

✦ Cross stitch in two strands

	DMC	Anchor	Madeira
∩	blanc	2	2402
W	604	55	614
A	605	1094	613
☆	725	305	113
■	3799	236	1713

✦ Backstitch in one strand

—	3799	236	1713
---	------	-----	------

✦ Whole stitches only

Stitch count 30 (h) x 40 (w)
Design area on 14-count fabric
5.5x7.5cm (2x2³/₄x1in)

Holy days

Hi Lucie, I'm wondering if you can help me? I'm looking for a chart for a little girl's First Holy Communion, but I can't seem to find one. Can you help me by creating one?

Clare Cannon-Hemming, via Facebook

What a thoughtful gift for such a meaningful event, Clare. This little girl is lucky to have you in her life. I hope this chart fits the bill as her Communion present!
Lucie

First Communion

✦ Cross stitch in two strands

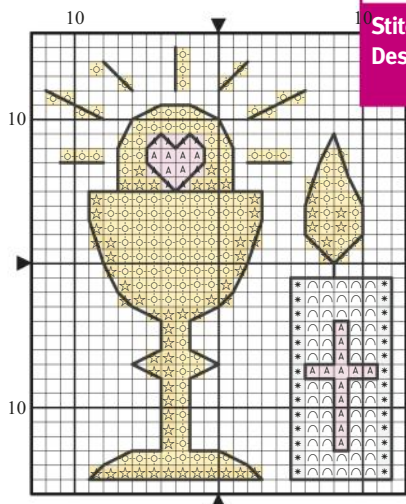
	DMC	Anchor	Madeira
∩	blanc	2	2402
A	605	1094	613
☆	725	305	113
☼	726	295	109
*	762	234	1804

✦ Backstitch in one strand

—	3799	236	1713
---	------	-----	------

✦ Whole stitches only

Stitch count 30 (h) x 24 (w)
Design area on 14-count fabric
5.5x4.5cm (2x1³/₄in)



I challenge Lucie...

If there's something you would like to have charted, challenge me, Lucie, and I'll come up with the goods. Please note, I can only fit in fairly small designs and for copyright reasons I'm unable to chart characters from films and TV – but go on, make it something crazy!

My chart request

I'd like this chart because

Your name and address

Fill in and cut out this coupon (or photocopy it) and send it to:
Challenge Lucie, Cross Stitch Crazy, Immediate Media Company Bristol Ltd, 2nd Floor, Tower House, Fairfax Street, Bristol BS1 3BN, or email challengelucie@cross-stitching.com

Track it Down



Sherlock Anne's on hand to track down the designs you crave. Send her your requests today!

Book worm

My best friend spends most of her life with her nose in a book! I think she'd really like it if I stitched her a bookmark – do you know of any nice kits out there please, Anne?

Erin Peake, Brighouse

I'm a big fan of designs by Michael Powell. He has a lovely range of bookmark kits, including this fun Cupcakes design. The kit includes a 5cm (2in) wide 14-count Zweigart aida band in cream, pre-sorted Anchor threads, a natural cotton tassel, felt ribbon backing and a needle. It's worked in full stitches and backstitch, and the design size measures 4.5x19.5cm (1¾x7½in). The kit sells for £11.99. Other designs in the series include sundaes and a Celebration Cake. Visit www.michaelpowellart.co.uk or call ☎ 02920 496 000 to order.



By the seaside

We spend two weeks in Cornwall most years and I would love to stitch something to remind me of happy holidays. I'd love a colourful beachy design in a modern style. I can't wait to see what you come up with!

Rachel Russell, Holmfirth

What a great theme, Rachel! I felt very rested after looking at so many holiday scenes! I settled on this one for you – Beach Houses from DMC. It's full of all the fun of the seaside – the blazing sun, a flying kite, a curious seagull and a row of colourful seaside homes. Beach Houses is 15x20cm (6x8in) stitched on 14-count aida. The kit is aimed at intermediate stitchers,



but adventurous beginners shouldn't be put off. The kit retails for £20.99 and you can find stockist details at www.dmccreative.co.uk or call ☎ 0116 275 4000.

Track it down for me...

Please find the following design for me – I'm crazy for it! (Continue on another sheet if necessary)

The design I want and why

.....

My name and address.....

.....

Email

Tel.....


Fill in and cut out this coupon (or photocopy) and send to:
Track it down, Cross Stitch Crazy, Immediate Media Company Bristol Ltd, 2nd Floor, Tower House, Fairfax Street, Bristol BS1 3BN or email trackit@cross-stitching.com

Man's best friend

I would like a cross stitch chart made of my dog's face. Is there anywhere that can make a chart from a photograph, or is there any computer software that I can purchase to do the job?

Antony Dawkins, Nuneaton

You're in luck, Antony. DMC Creative offers an excellent Stitch-A-Photo service, where they transform a treasured colour, black-and-white or sepia photograph into a cross stitch chart for you. All you need to do is order the Stitch-A-Photo pack, which costs £20.99, and send off your photo in the supplied envelope. You'll receive your cross stitch chart from DMC within 28



days. The finished design size is 20x25cm (8x10in) if stitched on 14-count aida, but you can order a chart for a 40x51cm (16x20in) design for an additional charge. Find your local stockist at www.dmccreative.co.uk or call ☎ 0116 275 4000.



Mine's a pint

It's my dad's birthday in a few months' time and I'd really like to stitch him a gift, but am stuck for ideas. He likes country walks, old fashioned pubs and his Labrador dog. Hopefully you can find something to fit one of these themes, Anne! Good luck!

Bella Lane, Dorchester

I hope you'll like this Down the Pub kit by Twilleys of Stamford, Bella, featuring two traditional pub signs. You can stitch one for your dad's birthday and another for Christmas! The designs are stitched on 14-count cream aida and each measures 11.5x20.5cm (4½x8in). You'll find the kit on sale for £14.67 if you visit www.sewandsoc.co.uk or call ☎ 0800 013 0150.

Treasured memories

It's a little way off, but my daughter and eight-year-old granddaughter are moving house next year and will be over 100 miles away from me. I'll still see them, but not as often. I want to stitch my granddaughter a gift to remind her of the fun days out that we've had. She particularly enjoys our trips to the zoo and loves the penguins. Can you find the perfect kit please, Anne?

Ellie Davis, Macclesfield

It always pays to be ahead of the game, Ellie. I hope you'll love this Penguins kit from Coleshill Collection. It's one of their

kids' kits, stitched on 11-count aida, which has been created specially for children of about eight and up. You can stitch it up quickly yourself, or you and your granddaughter can stitch it together. The kit costs £10 when you visit www.coleshillcollection.com or call ☎ 0800 007 6550.



Oldie but goodie

Our next-door-neighbour has been good to us over the years, helping out when our children were young and being a general support. I want to stitch her something special for her 80th birthday in September. Do you have any suggestions for me, Anne? I'd love to hear them!

Lisa O'Hanlon, Leigh on Sea

How about this 80th Birthday design from Welsh company Nia Cross Stitch? It's available

as a kit for £19 or a chart only for £8 and it's fun to see the design come together as you stitch each motif. We chose the pink card here, but the blue card for men is great as well! A personalised card like this would be a special reminder of her big day, and she's sure to appreciate all the effort you put into stitching it. An alphabet chart is supplied so you can personalise your stitching accordingly. The design uses only whole cross stitches and backstitch. To find out more or to buy, visit Nia Cross Stitch at www.nia-crossstitch.com or call ☎ 01792 897 695.

Chart choice

This month: *Fruit*

These juicy summer fruits are sure to make your mouth water while you stitch!

Food of Gods

£2.60, Grape Bunch by Domcraft
www.etsy.com/shop/domcraft

Their unique texture and sweetness makes grapes a popular snack, and this bunch looks almost good enough to eat! Supplied as a PDF file, the easy-to-follow chart is worked in whole cross stitches only. If you stitch on 14-count aida your design will end up 8x14cm (3x5½in).



Cherry picked

£3.47, Cherries by The Art of Cross Stitch
www.etsy.com/shop/theartofcrossstitch

Clever shading on this chart, in 24 colours, means your finished stitching will look so realistic. At 10x12.5cm (4x5in) on 14-count aida and 7.5x10cm (3x4in) on 18-count, it's just the right size to embellish an apron, napkin, placemat or greeting card.



Three in a row

£3.77, Electric Pineapples by Spruce X Stitch
www.sprucexstitch.com

This ultra modern chart is guaranteed to brighten up your home. Stitched in just 13 thread shades and using only whole stitches, it will come to life quickly and easily. The chart is available as an instant download, so you could even make a start on it today!



Number one

Free, Strawberry by Ann Logan
www.cross-stitch-pattern.net

This gorgeous design definitely does Britain's favourite fruit justice. This strawberry chart is available to download for free, along with lots of other brilliant charts. It's worked entirely in whole cross stitches and great for beginners.



Pins 'n' prickles



You'll love these simple cactus motifs – they make the cutest pincushions to add colour to your craft box!

Designed by Tiny Modernist



From the desert to the desktop, these cacti have arrived just in time for our next Mini Makes project. We've turned them into colourful little cushions, ready for you to add your own prickles using pins and needles from your stitching stash!

The zingy, green plants contrast brilliantly with brightly patterned pots, and look great against white aida. Work each design using whole stitches and

Need to know

Stitch Time
8 hours each (approx)
Stitch Types
Whole cross stitch,
backstitch

backstitch, and complement the colours with pretty pom-pom edgings. They'll make fab, quick gifts for stitching pals! ●

ShoppingList...

Threads - Stranded cotton as listed in the key

Needle - Size 24 tapestry needle

Fabric - Zweigart 14-count white aida measuring 15x15cm (6x7³/₄in) for each design. To buy, visit www.sewandso.co.uk or call ☎ 0800 013 0150

Extras - Medium Pom-Pom Trim in Turquoise, Cerise, Orange and Yellow. To buy, visit www.ricketyrose.co.uk or call ☎ 01367 250 034. Backing fabric of your choice and wadding from local craft stores





A pom-pom trim adds a soft finish to these spiky stitches!



Crazy tip

Stitch your designs on one piece of aida to make a fun, framed picture!

Cactus pincushions

✦ Cross stitch in two strands

	DMC	Anchor	Madeira
●	208	99	804
÷	210	108	802
♥	608	332	206
—	727	293	112
●	741	304	202
☆	743	302	113
\$	906	256	1410
◇	907	255	1308
↻	913	204	1212
▽	955	206	1210
⊗	956	40	506
♥	957	50	504
⊠	3844	1089	1102
☾	3846	1090	1103

✦ Backstitch in two strands

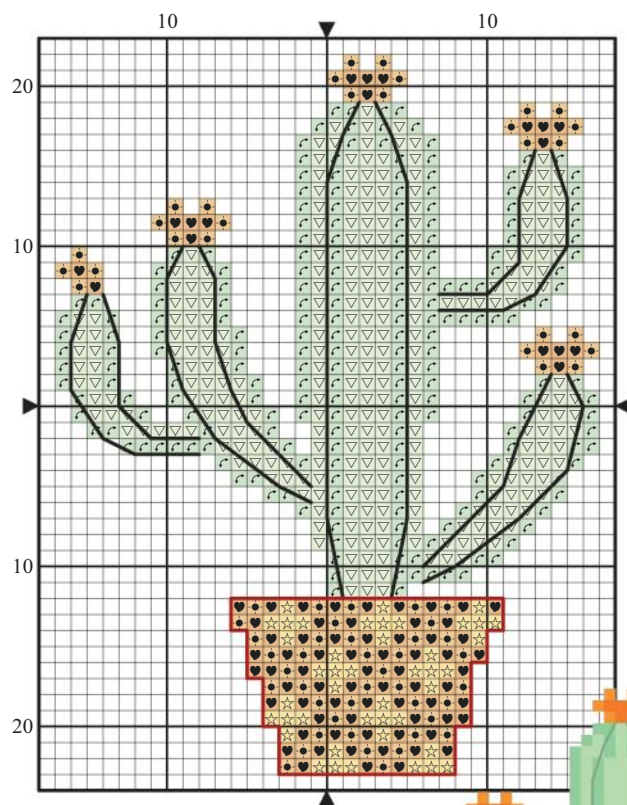
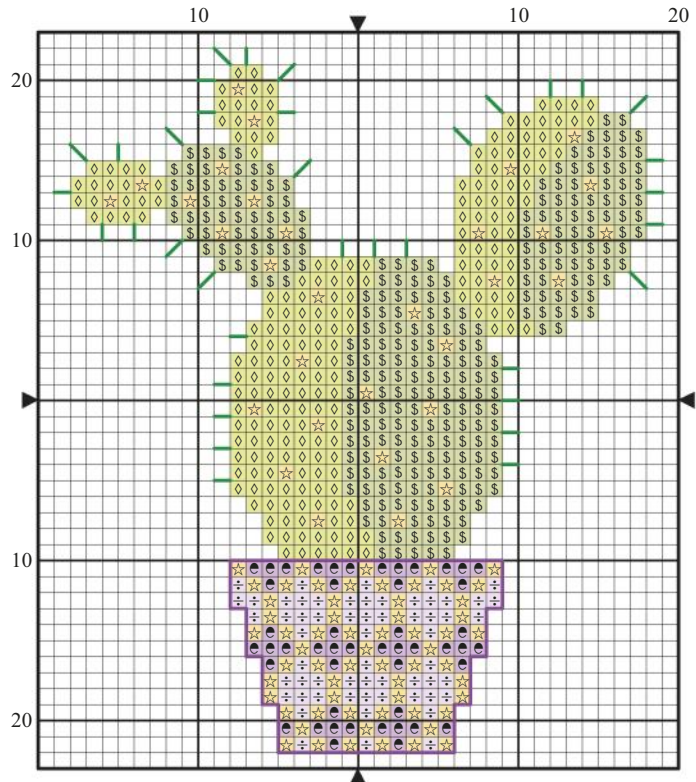
—	163	876	1703
—	208	99	804
—	608	332	206
—	904	258	1413
—	956	40	506
—	3844	1089	1102

✦ Whole stitches only

Max. stitch count 45 (h) x 38 (w)

Design area on 14-count fabric
8x7cm (3¼x2¾in)

Stitched by Charlotte Hodgman






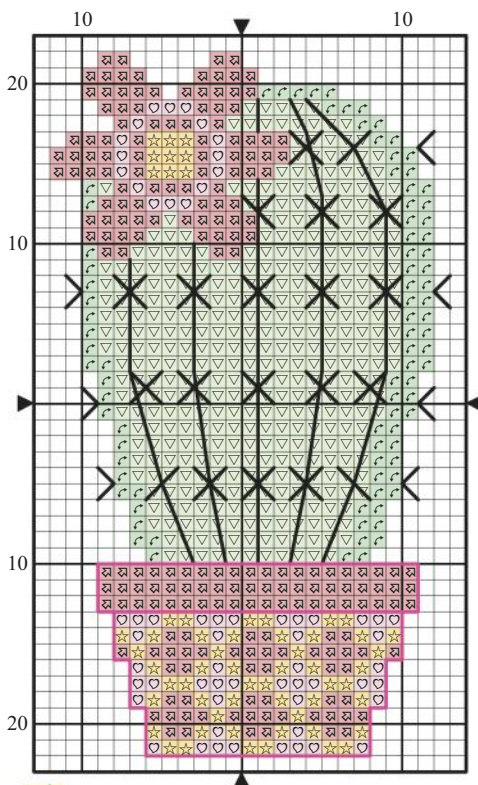
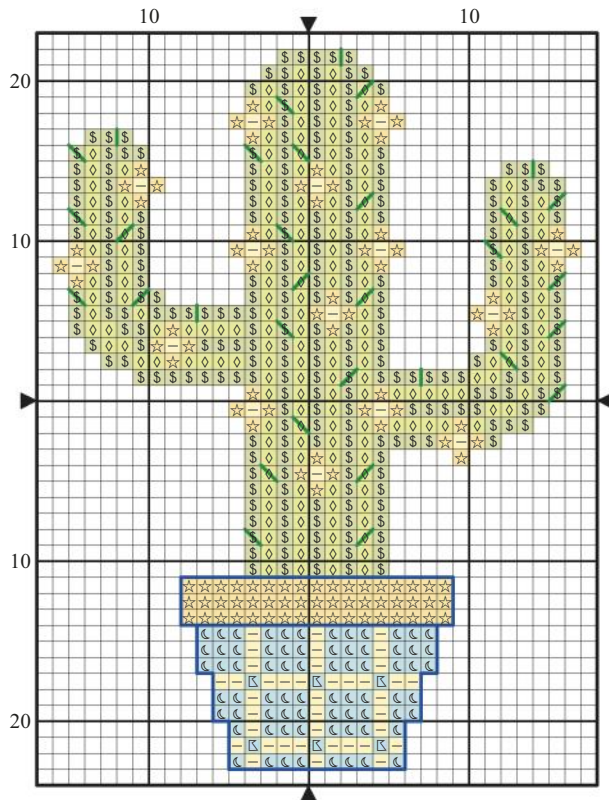
ReaderSays...



These little cactus patterns are so cute! My mum has a collection of cacti and I'm sure she'd love these motifs made into bright decorations for her kitchen.

Suzanne Wright,
Worcestershire





HowTo...

Make a cactus pincushion



1 Cut your aida to 12x10cm (4½x4in), keeping the stitching central, then draw an outline 1cm (½in) in from the edge to mark off the seam allowance. Back the reverse of your stitching with iron-on interfacing.



2 Pin and tack your pom-pom trim to the right side of your stitching, on the outside of the seam allowance line, with pom-poms facing inwards.



3 Cut a piece of backing fabric slightly larger than your stitching. Machine-stitch together with right sides facing along the marked line, leaving a 4cm (1½in) gap for turning.



4 Turn through to the right side and stuff with wadding. Neatly slipstitch the gap closed to finish.

OVER 100 CHARTS!

£22
WORTH
OF STITCHING
GIFTS

NEW!
PRE-ORDER
NOW

Enjoy Cross Stitch at Christmas

The prettiest handmade stitching inside!



Only
£8.99
inc P&P

Give yourself the best gift of all with a bumper pack of stitching gifts worth £22, plus a fabulous collection of Christmas charts, all for just £8.99!

You're guaranteed a happy stitching Christmas with gorgeous designs, including a **snuggly snowman** hot water bottle cover, the cutest characters by **Joan Elliot** and a super set of **quick-stitch cards** that will keep you busy stitching right up until Christmas Eve!

You'll get all this:

- ✓ Over 100m quality stranded cotton
- ✓ 28x28cm of 14-count aida
- ✓ 3 shaped felt frames for decorations
- ✓ 3 pretty ribbons
- ✓ 4 festive red buttons
- ✓ 3 plain cards & 3 aperture cards and 6 envelopes
- ✓ Giant fold-out chart
- ✓ **PLUS** a re-usable project wallet!



Start stitching *festive designs* today!

CALL 0844 844 0388

and quote "Enjoy Xmas 16"

ONLINE www.buysubscriptions.com/craftspecial


Lines open weekdays 8am to 8pm and Saturday 9am to
Overseas please call +44 (0)1795 414 676

EUR £11.99, ROW £12.99. All prices include p&p

PRE-ORDER
YOUR COPY
NOW!

Teabreak

Put your feet up and test those little grey cells with *Crazy's* crossword and sudoku!



Complete the crossword and rearrange the letters in the coloured squares to spell a sporting term (6).

Across

- 1) Athletic event (4,4)
- 7) Person skilled with bow and arrow (6)
- 8) Team member tasked with catching (7)
- 11) Leave out (4)
- 13) Concluding contest in a series of rounds (5)
- 15) Unit of length (5)
- 17) Thickly crowded (5)
- 18) On top of (5)
- 19) Most excellent (4)
- 22) Team sport played mainly by women (7)
- 25) Association of sporting clubs (6)
- 26) Tennis stroke (8)

Down

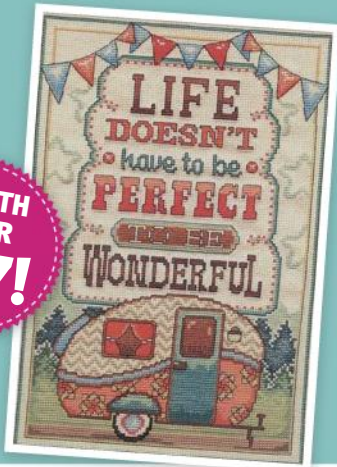
- 1) Rest period during a match (4,4)
- 2) Putting area on a golf course (5)
- 3) Recommend persistently (4)
- 4) Normal number of strokes (3)
- 5) Tight group of rugby players (5)
- 6) First public appearance (5)
- 9) Win a victory over (6)
- 10) Tired, exhausted (3-4)
- 11) Most advanced in years (6)
- 12) Pub or small hotel (3)
- 14) Determined (8)
- 16) Equal points for each side (3)
- 19) Short-lived (5)
- 20) Raised performance platform (5)
- 21) Warm hip-length coat (5)
- 23) Very impressive and heroic (4)
- 24) Structure woven by a spider (3)

WIN!

Solve these fun puzzles and win this amazing kit!

Once you've completed the crossword or sudoku, text* in your answer (see below for details) for the chance to win this Wonderful Life kit, worth £17.95! To buy, visit www.sewandso.co.uk or call 0800 013 0150.

WORTH OVER £17!



TO ENTER: *Text **CSC220PUZZLE** followed by your answer, name, email address and postal address to 87474. Texts will be charged at 50p plus your standard network rate. For full terms and conditions turn to page 67. To enter by post, send your answer, name and address on a postcard to: *Crazy 220 Crossword*, *Cross Stitch Crazy*, Immediate Media Company Bristol Ltd, 2nd Floor, Tower House, Fairfax Street, Bristol BS1 3BN. The closing date is 1st October 2016.

Fill in the blanks so each row, column, and 3x3 box contains the numbers 1-9. Text* the numbers in the coloured squares to enter the competition.

9				7			3
	6		4				
				5	8		
		1		2			5
5	3		7				4
		7			9	6	
1	9		8				
		4	6				1
			2	4		3	7

Cross stitch

How To

Start stitching today with Technical Editor Fiona's handy guide



Understanding charts and keys

Follow the steps below for an introduction to getting started, then use the simple instructions opposite to learn each stitch!



Perfect for beginners

Small, quick designs, such as the sun opposite, are ideal to try if you're new to stitching. For more simple designs, take a look at these:

- ▶ **PAGE 16**
New home gift ideas
- ▶ **PAGE 24**
Cheeky budgie
- ▶ **PAGE 39**
Geometric abc
- ▶ **PAGE 58**
Halloween bags
- ▶ **PAGE 72**
Cactus pincushions

Reading the chart

Our charts are printed with coloured squares containing a symbol that represents squares to be stitched on the fabric. The key alongside the chart will tell you what colour thread each symbol corresponds to, so you know which one to thread your needle with (see right).

Where to start

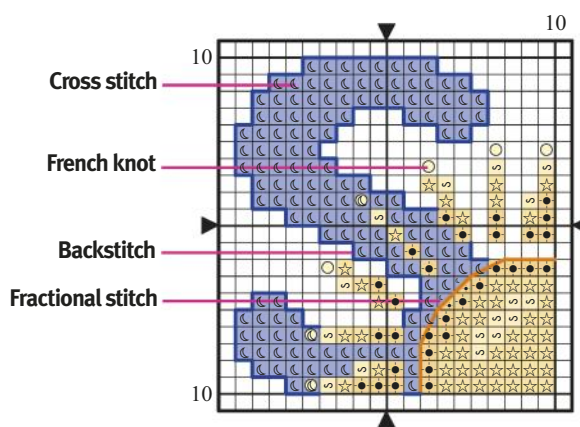
The centre of our cross stitch charts is marked out using small arrows on the edge of each side of the chart. This is the best place to start stitching, so you end up with the design in the middle of the fabric. To find the centre of your fabric, fold it in half horizontally, open it up and fold it vertically. When you open the fabric again, you'll find the creases mark the centre.

Following our keys

All our charts are accompanied by keys that tell you how many strands of thread to stitch in (each length of stranded cotton contains six strands), the thread colours needed (listed in numbers), whether there are backstitch lines, French knots or fractional stitches (see page 79 for details of how to work these), and the size of the design. The thread numbers listed in the first column of the key refer to the brand that we've used to stitch the design, then numbers for two other brands of threads are given. These are not always exact equivalents, but are the closest colour match available.

Finding what you need

Each project includes a shopping list telling you what needle you'll need, and the type and size of fabric required. It'll also include the sizing or details of other products you'll need to frame or finish it in the same way we have.



Symbol and colour that corresponds to the chart

S is for sun

✕ Cross stitch in two strands

	DMC	Anchor	Madeira
☀	742	303	114
★	743	302	113
Ⓢ	744	301	112
☾	798	131	912

Type of stitch and number of strands

✕ Backstitch in one strand

—	741	304	202
—	797	139	913

✕ French knots in one strand

⦿	745	300	111
---	-----	-----	-----

✕ Contains fractionals


Stitch count 20 (h) x 19 (w)
Design area on 14-count fabric
3.5x3.5cm (1½x1½in)

Stitch count – how many stitches high and wide the design is

Design area – what the design will measure when stitched on the specified fabric

The three main brands of thread we use. The first column is always the one that we've used to stitch the design

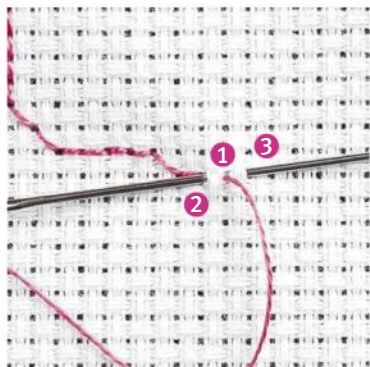
Thread number represented by the symbol



Reverse of fabric

Getting started

The loop method is the neatest way to start stitching, but can only be done with an even number of strands. Cut a 40cm (16in) thread length, then fold one strand in half. Thread the needle with the ends to form a loop, and bring the needle up through the fabric (above left). As you take it back down, pass it through the loop and pull to secure.



Backstitch

Backstitch is shown by a coloured line and is added to stitching to create detail. Work the backstitch over individual blocks on aida, or pairs of threads on evenweave. Bring the needle up through the fabric at 1 and take it down at 2, up at 3 and so on, so that you are working back on yourself.




Fractional stitches

To make a quarter stitch, bring the needle up at the corner of a square and take it down through the centre, halfway across the diagonal, splitting the aida block (above left). To turn this into a three-quarter stitch, make a half cross stitch across the other diagonal of the square. This creates a half



You'll need to make a whole cross stitch for each coloured square on the chart. Bring the needle up at the bottom left corner of a square and down at the top right corner. This is called a half cross stitch. Bring the needle up again at the bottom right corner and back down at the top left to finish off the cross stitch (above centre).




French knots

French knots appear as dots on your chart. Bring the needle up through the fabric, then holding the thread with your left hand, wind it round the needle as many times as advised in the key. Holding the thread taut, take the needle down part of a block away. Pull through until a neat knot is formed.




cross stitch across the quarter stitch. If you have to make two fractional stitches back-to-back in the same square, you'll need to decide which is a quarter stitch and which is a three-quarter stitch. Usually, the three-quarter stitch (shown here in pink) is made in the foreground colour of the design.



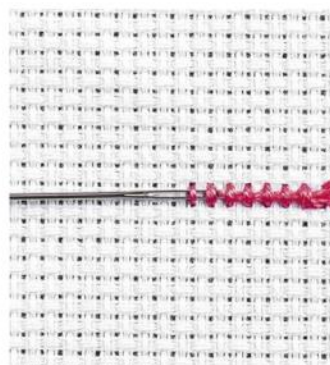
TIP Working a row of half cross stitches (above right), then completing the whole cross stitch on the return journey, is a quick way to work, especially when stitching block sections of colour.

TIP Work each half cross stitch in the same direction, so the top 'arms' of your cross stitches all face the same way.



Seed beads

To attach seed beads, you'll need to use a beading needle instead of a tapestry needle, as they're thinner. With a single strand of thread, use a half cross stitch to secure your beads, making sure the 'arms' of your stitches are all facing the same way.



Finishing your thread

Once you've finished stitching, finish off your threads by running your needle through the back of several stitches that you've already completed. Snip off the ends neatly with a sharp pair of embroidery scissors, as close to your fabric as possible.

AFGHAN – a woollen blanket or rug with areas for cross stitching

AIDA – the most common cross stitching fabric, made up of thread woven in blocks rather than singly

AIDA BAND – a thin strip of aida with a decorative edge, used to adorn towels, bookmarks, etc.

Comes in various widths
APERTURE – the space through which a design is shown (mainly on cards and in frames)

BEADING NEEDLE – a long, fine needle that slides easily through seed and bugle beads

DESIGN AREA – the measurement of the finished design, depending on the count of fabric used

EVENWEAVE – fabric made from evenly-spaced woven threads. It's softer and more flexible than aida

FABRIC COUNT – the number of holes per inch (HPI) on your fabric. The higher the number, the finer your fabric will be

FABRIC SIZE – the size of fabric needed for the design, including allowance for framing

FRACTIONAL STITCH – stitches made from a quarter or three-quarters of a cross stitch

HALF STITCH – the first arm of the cross. Used to give a less dense stitch to lighter areas

HOOP – a plastic or wooden circular frame that holds your fabric taut while you stitch on it

JOBELAN – one of the most widely used types of evenweave fabric

KEY – a list of all the threads and stitches used in a design, and their respective chart symbols

LONG STITCH – long backstitches that extend over larger areas of the fabric, to depict sky or grass etc

PERFORATED PAPER – toughened paper, perforated with tiny holes

PETIT POINT – tiny stitches, one quarter the size of a cross stitch, for detailed areas of stitching

PLASTIC CANVAS – a plastic alternative to fabric, ideal for making decorations and bookmarks

SAMPLER – traditional stitching, demonstrating a variety of stitches

SATIN THREADS – silky threads that add a subtle sheen

SKEIN – an 8m length of stranded cotton, divisible into six strands

STITCH COUNT – the number of stitches (vertical and horizontal) that make up a design

STITCHING OVER TWO – term used to describe stitching over two threads on evenweave fabric

WADDING – padding used to add depth to stitching when it's mounted inside cards

WASTE CANVAS – loosely woven fabric, held together with soluble glue. Often used to add designs to clothes and softer fabrics

WHOLE STITCH – a complete cross stitch as opposed to half, quarter and three-quarter stitches

In **crazy** next month



2 fab gifts!*

Xmas chart book
PLUS adorable
felt frame kit



On sale from 1st September

All this



Time for toys!
This magical toy shop is full of wintertime cheerfulness!



Button tree cards!
Easy for kids to make themselves

Counting down!
String up a fab stitchy advent calendar to get ready for Xmas!



Tatty Teddy

Stitch your own sweet Christmas Tatty Teddy by DMC!



It's a set up!

Recreate Durene Jones' table ready decor for the holidays!

and more in issue 221

Reach for the stars

Explore new galaxies with Emma Congdon's space motifs!



Sleepy animal friends

Hibernation never looked so adorable!

From all good newsagents

To subscribe ☎ 0844 844 0388

Contents are subject to change.

How well do you know your stitching brands?

► This super cute DMC Tatty Teddy exclusive is in the next issue of *Crazy!*



How cross stitch crazy are you, really? Now you can find out! Try our quiz to test your knowledge!

1 What is the name of the range of lady designs by John Clayton for Heritage Crafts?

- A) Grace
- B) Elegance
- C) Sophistication

2 Zweigart is a leading brand in what stitching accessory?

- A) Scissors
- B) Lamps
- C) Aida

3 Complete the full name of needlework company DMC...

- A) Creative World
- B) World of Creativity
- C) Be Creative

4 The word 'bothy' from Bothy Threads also means what?

- A) A rocky road
- B) A small hut or cottage
- C) A farm

5 Which thread brand shares its name with a type of cake?

- A) Battenburg
- B) Panettone
- C) Madeira

6 Which maritime motif features in the name and logo of a popular and commonly used stitching brand?

- A) Ship
- B) Anchor
- C) Lighthouse

7 Mirabilia Designs are created by which person?

- A) Nora Corbett
- B) Cora Corbett
- C) Dora Corbett

8 Kreinik is based in which of these three countries?

- A) Germany
- B) Canada
- C) USA



▲ Two Bothy Threads designs – but what does bothy also mean?

Extra anagram fun!

Rearrange the letters to spell out five stitching companies:

- 1 SONIC RIDGE
- 2 SPLOTCHIEST
- 3 OVERHURRIED FIST
- 4 CHESTED THIGH TINS
- 5 WRONGED KISS

Quiz answers: 1B, 2C, 3A, 4B, 5C, 6B, 7A, 8C
 Anagrams: 1. Rico Design, 2. Polstitches 3. Riverdrift House 4. The Stitching Shed 5. Design Works

THE GREAT NORTHERN NEEDLECRAFT SHOW

Incorporating The Great Northern Quilt Show

An International Quilt Competition & Quilt Traders



Shop with all our exhibitors

EXHIBITION HALL 1,
GREAT YORKSHIRE SHOWGROUND,
HARROGATE HG2 8NZ

Friday 2nd to Sunday 4th September 2016

Open: 10.00am ~ 4.30pm



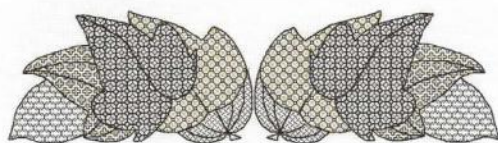
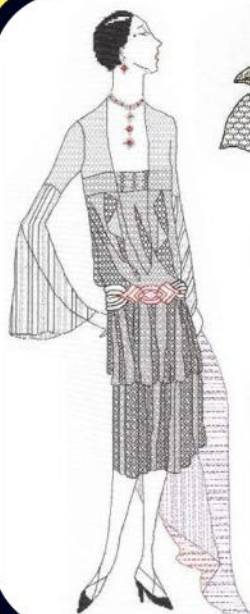
Find Us on
Facebook

www.facebook.com/grosvenor

VISIT THE MAJOR NEEDLECRAFT SHOW OF THE NORTH AND
TAKE ADVANTAGE OF ALL OUR QUALITY EXHIBITORS OFFERING
A HUGE RANGE OF SUPPLIES AND SHOP UNTIL YOU DROP !

Join the Experts & Try Something New!

An impressive range of workshops for the needlecraft & quilting enthusiast. Telephone for a list or download from the website. Book at the Show!



All images courtesy
of Choices www.choicesembroidery.co.uk



Sample of
products
available



* OPEN 10am-4.30pm * FREE CAR PARKING * DISABLED ACCESS * RESTAURANT

BUY YOUR TICKETS IN ADVANCE & SAVE MONEY! BOOK ON-LINE, BY POST OR BY PHONE*

Advance Tickets: Adults £6.00, Senior Citizens £5.00, Children (8-16) £2.00

On The Door: Adults £8.00, Senior Citizens £7.00, Children (8-16) £4.00

ENQUIRIES: Grosvenor Shows Ltd, 282 High Road, Whaplode, Spalding, Lincolnshire PE12 6TG
Tel: 01406 372600 & 01406 372601 Fax: 01406 372602 E-mail: grosvenorshows@btconnect.com

Office Hours : Mon - Fri 9.00am - 5.00pm

Website: www.grosvenorshows.co.uk

*All card bookings are subject to a 50p booking fee

Deadline for advance ticket bookings: 19th August 2016

HERITAGE Crafts

Working with talented artists to produce beautiful counted cross stitch designs



Crazy Cat Lady by Peter Underhill - 22.5 x 31cm



In Bed with Crazy Cat Lady by Peter Underhill - 22 x 30cm



Just for you



Just a hug!



Just because...



Just to say...

Justin Bear Greeting Cards by Peter Underhill
Kits include card and envelope



Wild Flower Posy
by Valerie Pfeiffer - 17.5 x 18.5cm



A Day's Fishing
by Leslie Stones - 13.5 x 19cm



What Now?
by Leslie Stones - 13.5 x 19cm



The Scamp
by Leslie Stones - 13.5 x 19cm



Hare
by Karen Carter - 12.5 x 12.5cm



Hedgehog
by Karen Carter - 12.5 x 12.5cm



Fox
by Karen Carter - 12.5 x 12.5cm



Mouse
by Karen Carter - 12.5 x 12.5cm



Bird of a Feather
by Karen Carter - 12.5 x 12.5cm



Forty Winks
by Karen Carter - 12.5 x 12.5cm



By The Canal
by John Clayton - 12.5 x 12.5cm



Lock Keeper's Cottage
by John Clayton - 12.5 x 12.5cm



Sharing The Treat
by Leslie Stones - 13.5 x 19cm



www.facebook.com/
heritagecraftsltd



www.twitter.com/
heritagecrafts

Heritage Crafts Ltd. Redbrook Lane, Rugeley, Staffordshire WS15 1QU
Telephone : 01889 575256 Email : enquiries@hcrafts.com

You can see our full range of cross stitch kits, charts & fabric at www.hcrafts.com